
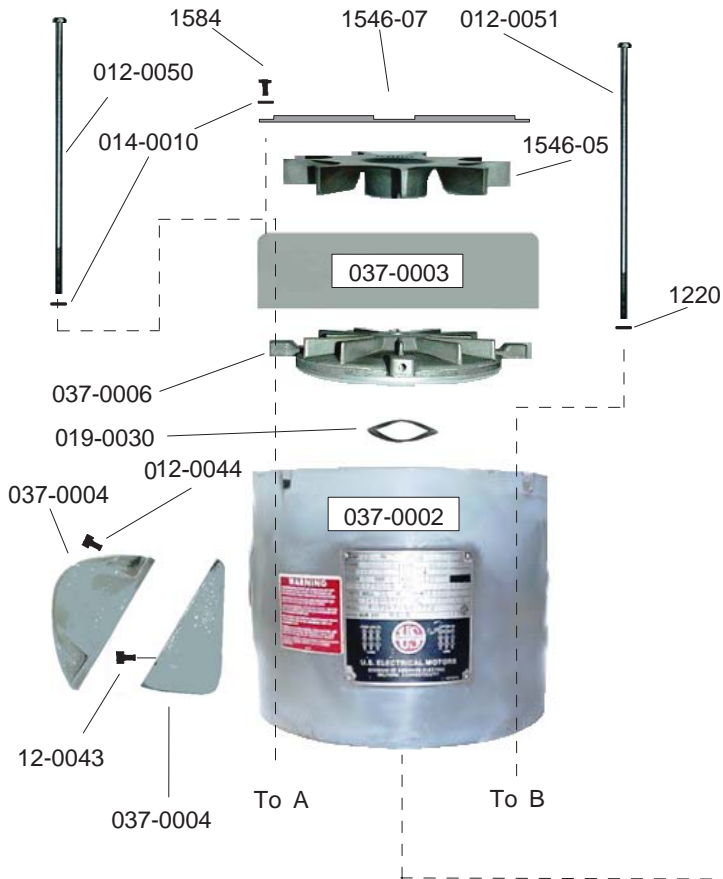




Bridgeport Parts List

1 1/2 Horsepower Variable Speed Motor



- 012-0043 SCREW (2)
- 012-0044 SCREW (4)
- 012-0050 10-32 SCREW ASSEMBLY (4)
- 012-0051 1/4-20 SCREW ASSEMBLY (4)
- 014-0010 LOCK WASHER (8)
- 019-0030 WAVE SPRING
- 037-0001 BEARING RETAINER
- 037-0002 COWL
- 037-0003 FAN GUARD
- 037-0004 OUTLET BOX BASE
- 037-0004 OUTLET BOX COVER
- 037-0006 TOP BEARING PLATE
- 037-0007 BOTTOM BEARING PLATE
- 037-0008 SHIM
- 037-0009 STATOR ASSEMBLY
- 1035-B PLASTIC KEY
- 1037 ADJUSTABLE MOTOR DISK ASSEMBLY
- 1105 DRIVE BELT
- 1113 PLASTIC INSERT (2)
- 1220 WASHER (4)
- 1277 TOP BEARING
- 1307 SET SCREW
- 1546 REBUILT 1-1/2 HP MOTOR ASSEMBLY
- 1546-01 MOTOR SHAFT (No Longer Available)
- 1546-02 BOTTOM BEARING
- 1546-03 MOTOR SHAFT (No Longer Available)
- 1546-05 FAN
- 1546-07 FAN COVER GUARD
- 1546-08 ROTOR ASSEMBLY
- 1568 DRIVE KEY
- 1569 STATIONARY MOTOR DISC
- 1584 SCREW (4)
- 1571 RETAINING RING

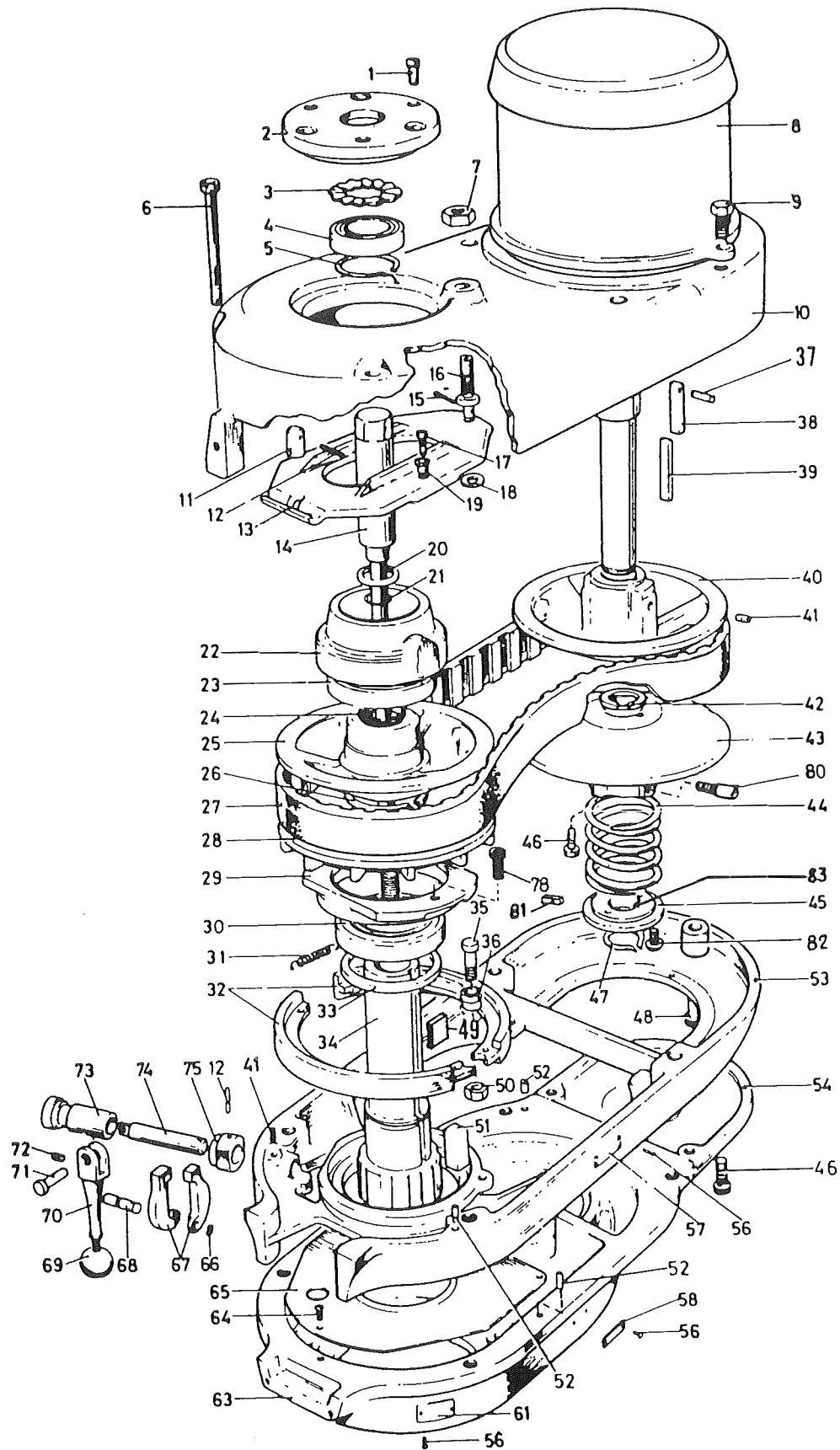
2 Horsepower Variable Speed Motor



- 012-0043 SCREW (2)
- 012-0044 SCREW (4)
- 012-0045 SCREW (4)
- 012-0049 10-32 SCREW ASSEMBLY (4)
- 014-0009 WASHER (8)
- 019-0030 WAVE SPRING
- 037-0004 OUTLET BOX BASE
- 037-0004 OUTLET BOX COVER
- 037-0008 SHIM
- 037-0009 STATOR ASSEMBLY
- 037-0010 SPACER (4)
- 037-0012 COWL
- 037-0013 AIR DEFLECTOR
- 037-0014 FAN COVER
- 037-0015 TOP BEARING PLATE
- 037-0016 BOTOM BEARING PLATE
- 1035-A PLASTIC KEY
- 1036 ADJUSTABLE MOTOR DISC ASSEMBLY
- 1105 DRIVE BELT
- 1114 PLASTIC INSERTS (2)
- 1277 TOP BEARING
- 1307 SET SCREW
- 1546-05 FAN
- 1547 REBUILT 2 HP MOTOR ASSEMBLY
- 1547-01 MOTOR SHAFT (No Longer Available)
- 1547-02 BOTTOM BEARING
- 1547-08 ROTOR ASSEMBLY
- 1597 DRIVE KEY
- 1598 STATIONARY MOTOR DISC
- 1599 RETAINING RING
- 1547-03 CNC MOTOR SHAFT
- 1547-09 CNC ROTOR ASSEMBLY
- 016-0070 CNC RETAINING RING
- 1550001 2 HP MOTOR ASSEMBLY (NEW)

SPARE PARTS

2J-HEAD TOP HOUSING



SPARE PARTS

2-J HEAD TOP HOUSING

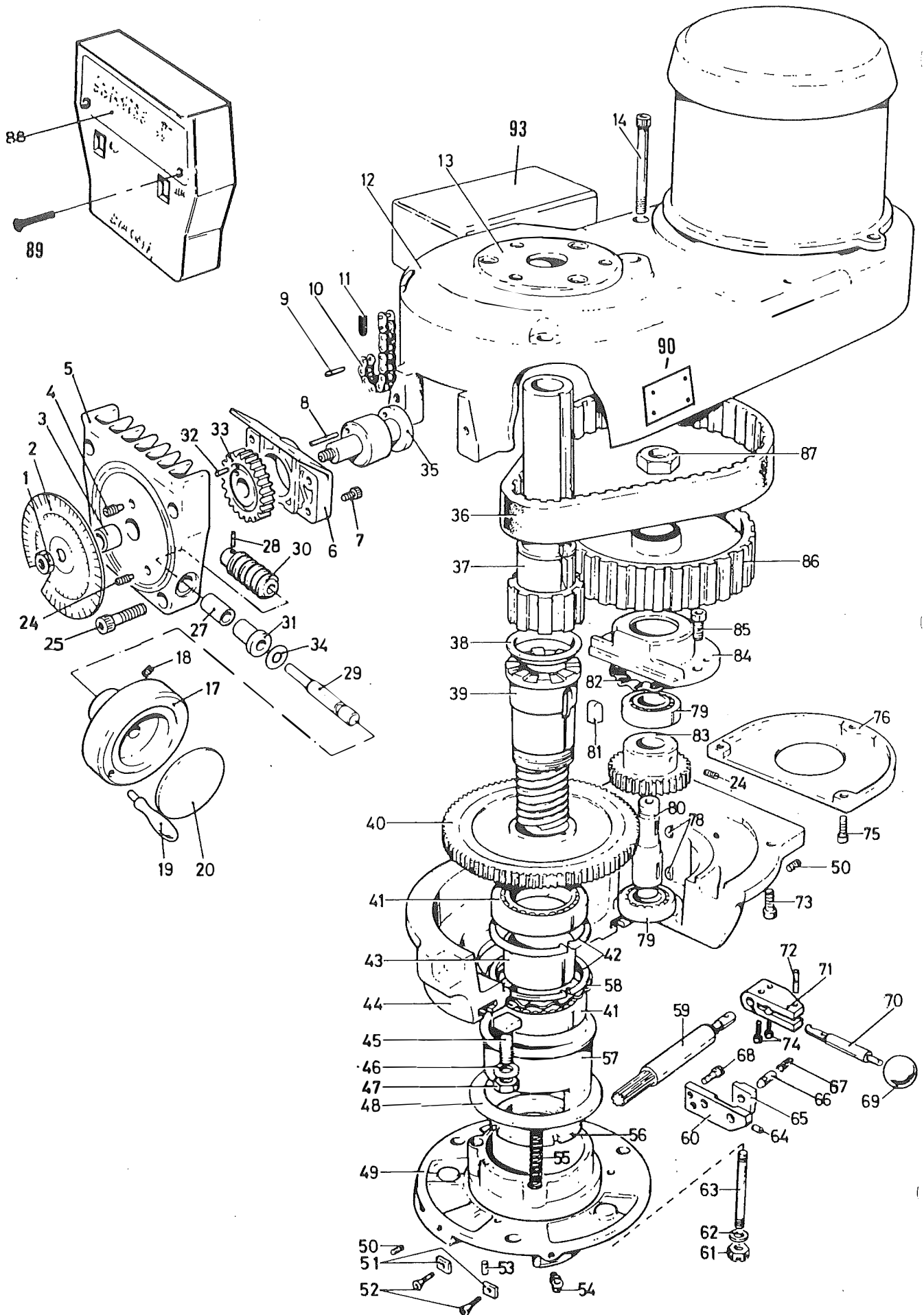
Item	Part No.	Description	Item	Part No.	Description
1	1195	1/4-20 x 3/4 SHCS (3)	40B	1569	1-1/2 HP Stationary Motor Vari Disc
2	1468	Top Bearing Cap	41	1307	1/4-20 x 5/16" Set Screw (2)
3	1508	Wave Spring Washer	42A	1114	2 HP Black Plastic Insert (2)
4	1542	Ball Bearing	42B	1113	1-1/2 HP Black Plastic Inster (2)
5	1543	No. 5100-137 Snap Ring	43A	1036	2 HP Adj Motor Vari Disc Assy
6	1544	5/16-18 x 6" SHCS (2)	43B	1037	1-1/2 HP Adj Motor Vari Disc Assy
7	1545	3/8-16 Hex Jam Nut	44	see 1036/1037	Spring for Vari Disc Motor Shaft
8A	1550001	New 2 HP Motor	45A	1036-C	2 HP Adjustable Vari Disc Collar
8B	1547	Rebuilt 2 HP Motor	45B	1037-C	1-1/2 HP Adj Vari Disc Collar
8C	1546	Rebuilt 1-1/2 HP Motor	46	1524	Socket Cap Head Screw (3)
9	1548	3/8-16 x 1" Hex Screw (2)	47A	1599	2 HP Retaining Ring
10	1575	Belt and Brake Housing	47B	1571	1-1/2 HP Retaining Ring
11	1464	Speed Change Chain Stud	48	1523	5/16-18 x 3/4 SHCS
12	1463	5/32" x 1" Roll Pin (2)	49	1095	Plastic Key
13	1551	Speed Change Plate	50	6006	1/4-20 Hex Jam Nut
14	1026	Drawbar Assembly	51	1573	Key
15	1552	3/32" x 1" Cotter Pin	52	1574	4x1 Taper Pin (4)
16	1553	Speed Change Pivot Stud	54	1525	Motor Pulley Cover
17	1554	10-32 x 3/4" SHCS (2)	56	1578	Drive Screw (8)
18	1555	Washer	58	1579	HI-LOW Range Nameplate
19	1556	Pivot Sleeve (2)	61	1581	Quill Feed Nameplate
20A	1026-05	Drawbar Washer - 3/4"	63	1494	Gear Housing
20B	1026-03	Drawbar Washer - 1/4"	64	1584	8-32 x 5/8 Round Head Screw (3)
21	6002	Drawbar O-Ring	65	1585	Gear Housing Plate
22	1557	Spindle Pulley Bearing Housing	66	1030-03	#5100-25 Snap Ring
23	1558	Ball Bearing	67	1588	Brake Operating Finger (2)
24	1126	Black Plastic Insert (2)	68	1587	Brake Finger Pivot Stud
25	1559	Adjustable Drive Vari Disc Assy	69	1259	Black Plastic Ball
26	1560	Retaining Ring	70	1261	Brake Lock Handle
27	1105	Drive Belt	71	1262	Brake Lock Pin
28	1561	Stationary Drive Vari Disc	72	1260	10-32 x 1/4 Socket Screw
29	1127	Brake Bearing Cap	73	1592	Sleeve for Brake Lock Shaft
30	1558	Ball Bearing	74	1593	Brake Lock Shaft
31	1562	Brake Spring (2)	75	1594	Brake Lock Cam
32	1563	Brake Shoe Set	78	6008	1/4-20 x 5/8 SHCS
33	1564	Spindle Pulley Spacer	82	see 1036/1037	8-32 x 1/4 SHCS
34A	1537	2 HP Spindle Pulley Hub	83	see 1036/1037	Key
34B	1117	1-1/2 HP Spindle Pulley Hub			
35	1565	1/4"-20x3/4" Hex Head Screw			Additional Parts Not Shown:
36	1566	Brake Shoe Pivot Sleeve			
37	1407	Roll Pin			1261-A - Brake Lock Assy
38A	1597	2 HP Stationary Vari Disc Key			1776 - American Flag Sticker
38B	1568	1-1/2 HP Stationary Vari Disc Key			
39A	1035-A	2 HP Key Assembly			
39B	1035-B	1-1/2 HP Plastic Key			
40A	1598	2 HP Stationary Motor Vari Disc			

If you have a "teal" bushing in your 1-1/2 HP vari-disc you will have to replace the entire vari-disc assembly

*If you have a "teal" bushing in your 2HP vari-disc you can get the 1611 - Delrin Bushing Kit

SPARE PARTS

2J-HEAD BACK GEAR



SPARE PARTS

Item	Part No.	Description
1	1132-03	5/16 Hex Nut
2A	1455-B	2 HP Speed Dial
2B	1455-A	1-1/2 HP Speed Dial
3	1348	Bronze Bearing
4	1457	1/4-20 x 1/2 Full Dog SSC
5	1458	Speed Changer Housing
6A	1603-B	Bronze Bearing Block
6B	1603-P	Plastic Bearing Block
7	1171	1/4-20 x 5/8 SHCS (4)
8	1462	1/8 x 5/8 Long Roll Pin
9	1463	1/8 x 1 Long Roll Pin
10	1465	Speed Changer Chain
11	1464	Chain Stud
12	1575	Upper and Lower Housing
13	1468	Top Bearing Cap
14	1469	5/16-18 x 4 SHCS (2)
17	1476	Speed Change Handwheel
18	6012	1/4-20 x 5/8 SHCS (2)
19	1474	Machine Handle
20	1475	Caution Plate
24	1307	1/4-20 x 5/16 Set Screw (2)
25	1480	1/4-20 x 1-1/4 SHCS (4)
27	1486	Oilite Bushing
28	1356	1/8 x 1/2 Dowel Pin
29	1473-A	Speed Changer Shaft
30	1343	Speed Control Worm Gear
31	1472	Oilite Bushing
32	6013	3/16 x 3/8 Dowell Pin
33	1487	Speed Change Spur Gear
34	1471	Wavy Spring Washer
35	1488	Speed Change Chain Drum
36A	1536	2 HP Timing Belt
36B	1115	1-1/2 HP Timing Belt
37A	1537	2 HP Spindle Pulley Hub
37B	1117	1-1/2 HP Spindle Pulley Hub
38	1489	Timing Pulley Clutch Sleeve
39	1161	Splined Gear Hub
40	1490	Spindle Bull Gear Set
41	1491	Ball Bearing (2)
42	1492	#5000-244 Snap Ring (2)
43	1493	Bull Gear Bearing Spacer
44	1494	Gear Housing
45	1495	T-Bolt (3)
46	1496	Flat Washer (3)
47	1497	7/16-14 Hex Jam Nut (3)
48	1498	Bearing Gear Sleeve Washer (3)

2-J HEAD BACK GEAR

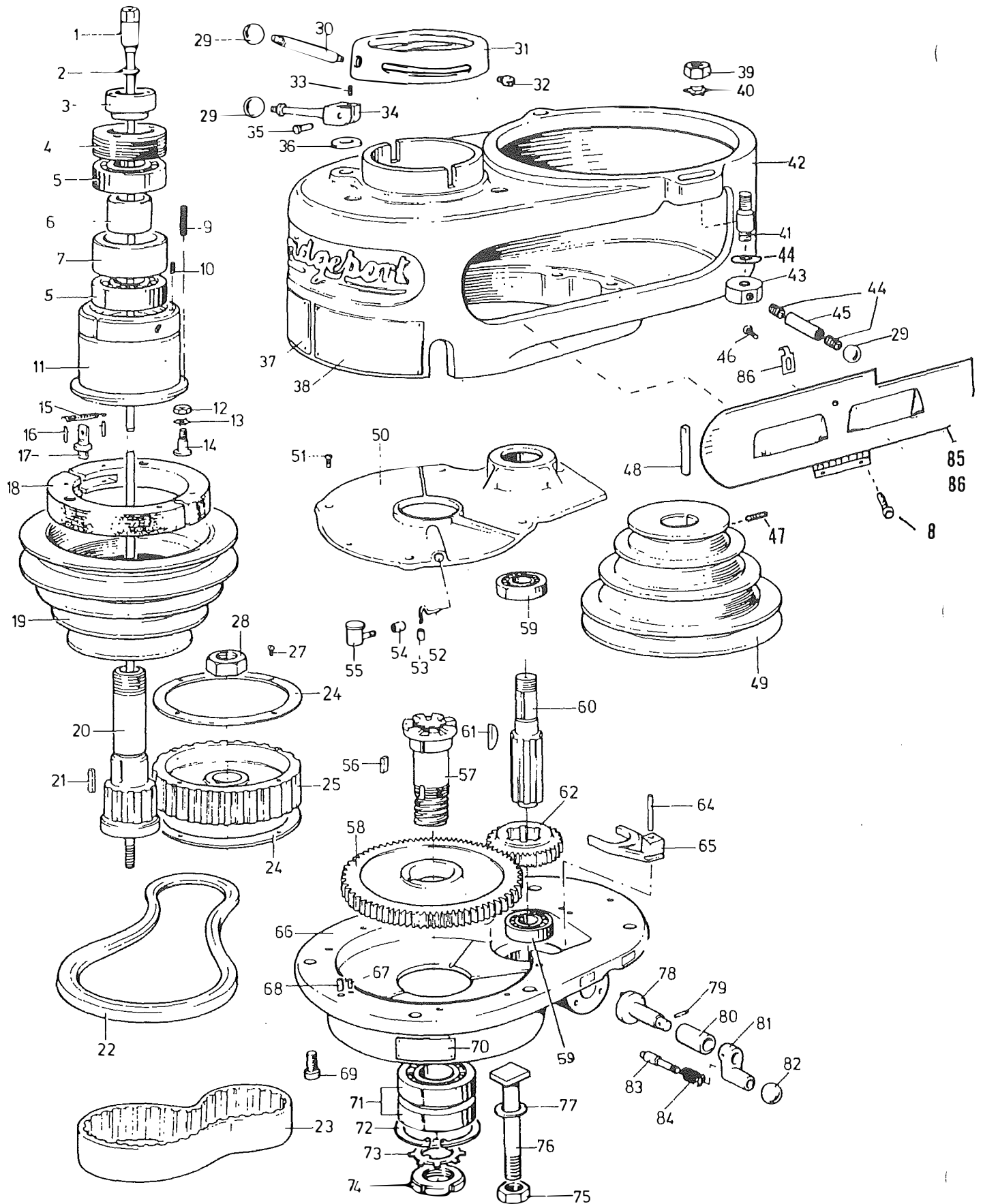
Item	Part No.	Description
49	1499	Fixed Clutch Bracket
50	1500	5/16-18 x 5/16 SSC (2)
51	1501	Guide (2)
52	1152	10-32 x 3/8 Flat Head SCS (2)
53	1503	1/8 x 1/4 Roll Pin
54	1504	Oil Cup
55	1505	Compression Spring (3)
56	1506	Bearing Locknut
57	1507	Bearing Sleeve
58	1508	Wavy Spring Washer
59	1509	Bull Gear Shift Pinion
60	1510	HI-LOW Detent Plate
61	1511	3/8-16 Hex Nut (3)
62	1512	3/8 Lock Washer (3)
63	1513	Stud (3)
66	1516	HI-LOW Detent Plunger
67	1517	Spring
68	1502	10-32 x 1/2 SHCS (2)
69	1259	Black Plastic Ball
70	1520	HI-LOW Shift Crank
71	1521	HI-LOW Pinion Block
72	1522	1/8 x 5/8 Roll Pin
73	1523	5/16-18 x 3/4 SHCS (4)
74	1518	1/4-20 x 5/8 SHCS (2)
75	1524	10-24 x 1 SHCS
76	1525	Motor Pulley Cover
78	1279	No. 9 Woodruff Key (2)
79	1277	Ball Bearing (2)
80	1529	Pinion Counter Shaft
81	1530	5/16 Square Key
82	1531	Wavy Spring Washer
83	1490	Bull Gear Set
84	1533	Bull Gear Pinion Bearing Cap
85	1534	10-24 x 5/8 SHCS (2)
86A	1539	2 HP Timing Belt Pulley
86B	1146	1-1/2 HP Timing Belt Pulley
87	1258	5/8-18 Hex Jam Nut
88	1478	Speed Change Name Plate
89	1477	8-32 x 3/4 Flat Head Mach Screw (2)
90	1582	Lubrication Plate
93A	043-0042	OC Controls Drum Switch
93B	2X441	Dayton Drum Switch

Additional Parts not Shown:

1520-A - Hi-Low Shift Assy
1520-B - Shift Handle Assy

SPARE PARTS

J-HEAD TOP HOUSING



SPARE PARTS

Item	Part No.	Description
1	1028	Drawbar Assembly
2A	6002	Drawbar O-Ring
2B	1026-03	Drawbar Washer
3	1141	Upper Bearing Locknut
4	1142	Bearing Sleeve Locknut
5	1251	Ball Bearing (2)
6	1252	Upper Bearing Spacer Set
7	1252	Upper Bearing Spacer Set
8	1254	10-32 x 1/2 Button Head Screw (4)
9	1108	Compression Spring (4)
10	1254	6-32 x 1/4 SSC (2)
11	1128	Spindle Pulley Bearing Sleeve
12	1132-03	5/16-18 Jam Nut (3)
13	1132-02	5/16 External Lock Washer (3)
14	1132-01	Brake Ring Screw (3)
15	1111-02	Extension Spring (2)
16	6015	Roll Pin (4)
17	1107	Brake Lock Stud
18	1111	Brake Block Assembly
19	1255	Spindle Pulley
20	1116	Spindle Pulley Hub
21	1125	1/4 x 13/16 Pulley Key
22	1256	V-Belt
23	1115	Timing Belt
24	1144	Timing Belt Pulley Flange (2)
25	1146	Timing Belt Pulley
27	1257	6-32 x 3/8 Flat Head Screw (8)
28	1258	5/8-18 Hex Jam Nut
29	1259	Black Plastic Ball (4)
30	1100	Spindle Clutch Lever w/ Ball
31	1143	Cam Ring
32	1109	Cam Ring Pin (2)
33	1260	10-32 x 1/4 SSC
34	1261	Brake Lock Handle
35	1262	Brake Lock Pin
36	1200	Brake Lock Washer
37	1075	Spindle Speed Nameplate
38	1074	Operating Instruction Plate
39	1264	3/8-24 Hex Jam Nut (2)
40	1265	3/8 Lock Washer (2)
41	1155-03	Motor Mounting Studs (2)
42	1266	Belt Housing (Obsoloete)
43	1155-03	Motor Locknut (2)
44	1155-03B	Washer Motor Mounting (2)
45	1155-03B	Motor Locknut Handle (2)
47	6019	5/16-18 x 3/4 Set Screw

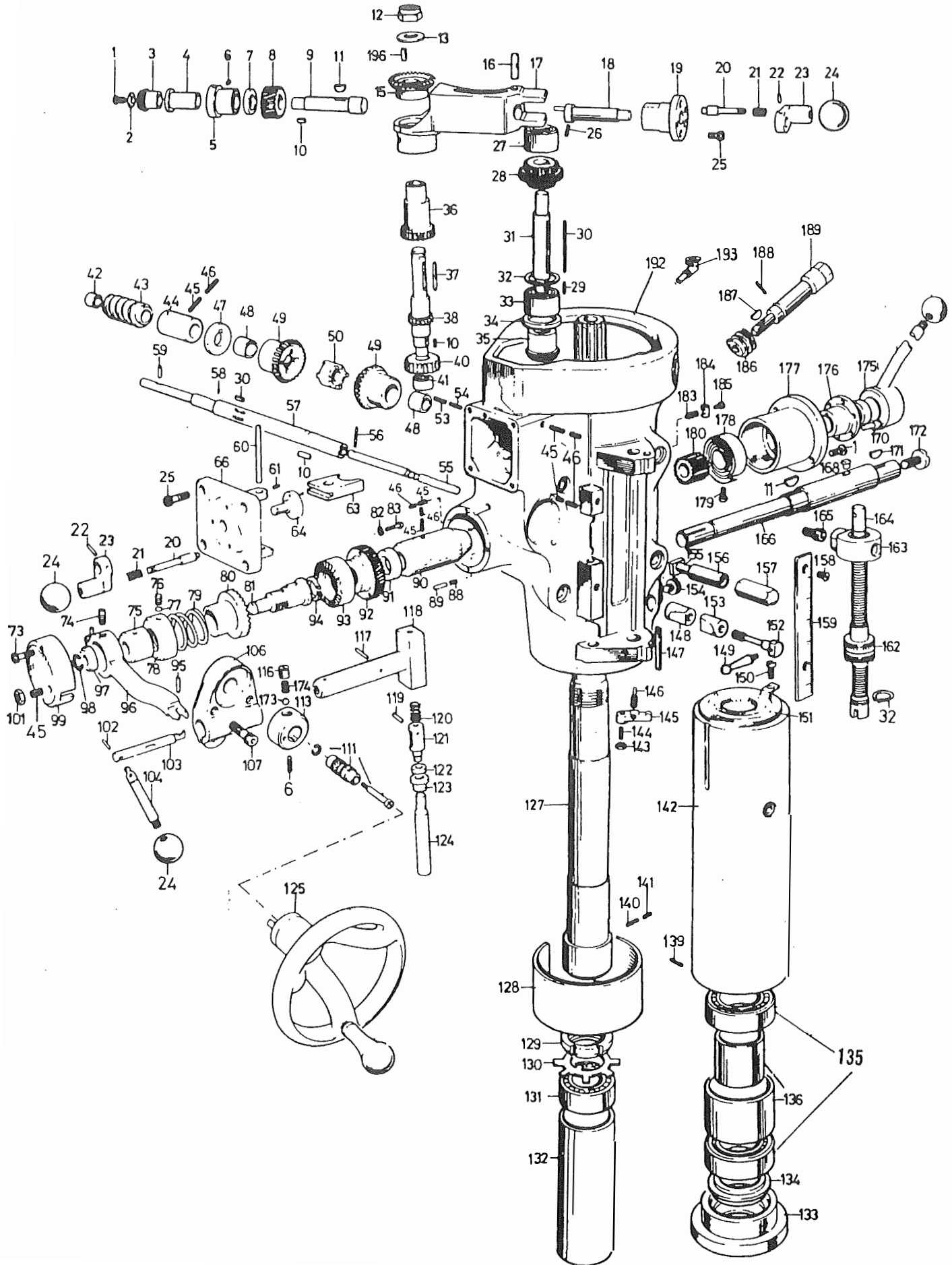
J-HEAD TOP HOUSING

Item	Part No.	Description
48	1268-01	Square Key
49	1268	Motor Pulley
50	1269	Gear Housing Cover (Obsolete)
51	1270	0-24 x 3/8 RHMS (5)
52	6020	Wick
53	1273	Oiler Tube (Included in Assy)
54	1273	Oil Plug (Included in Assy)
55	1273	Oil Cup Assy
56	1530	Bull Gear Key
57	1160	Splined Gear Hub
58	1276	Spindle Bull Gear Set
59	1277	Ball Bearing (2)
60	1276	Countershaft (Part of Set)
61	1275	No. 9 Woodruff Key
62	1276	Countershaft Gear
64	1281	3/16 x 3/4 Dowell Pin
65	1282	Back Gear Shifter Fork
66	1283	Gear Housing (Obsolete)
67	1285	3/16 x 1/2 Dowell Pin (2)
68	1284	1/4 x 3/4 Roll Pin (2)
69	1286	5/16-18 x 5/8 SHCS (6)
70		Disengage Feed Instruction Plate (Obsolete)
71	1287	Ball Bearing (2)
72	1288	#5000-315 Snap Ring
73	1289	Lockwasher
74	1290	Bearing Locknut
75	1291	7/16-14 Hex Nut (3)
76	1292	T-Bolt (3)
77	1496	Vertical T-Washer (3)
78	1294	Back Gear Shift Crank
79	1295	1/8 x 3/4 Roll Pin
80	1296	Back Gear Shift Bushing
81	1297	Shift Crank
83	1299	Gearshift Plunger
84	1300	Compression Spring
85	1301	Belt Guard
86	1301	Belt Guard
90A	043-0042	OC Controls Drum Switch
90B	2X441	Dayton Drum Switch 1 HP
91A	SP23PH	Three Phase Motor
91B	SP2SP	Single Phase Motor

Additional Parts not Shown

1297-A - Shift Crank Assy

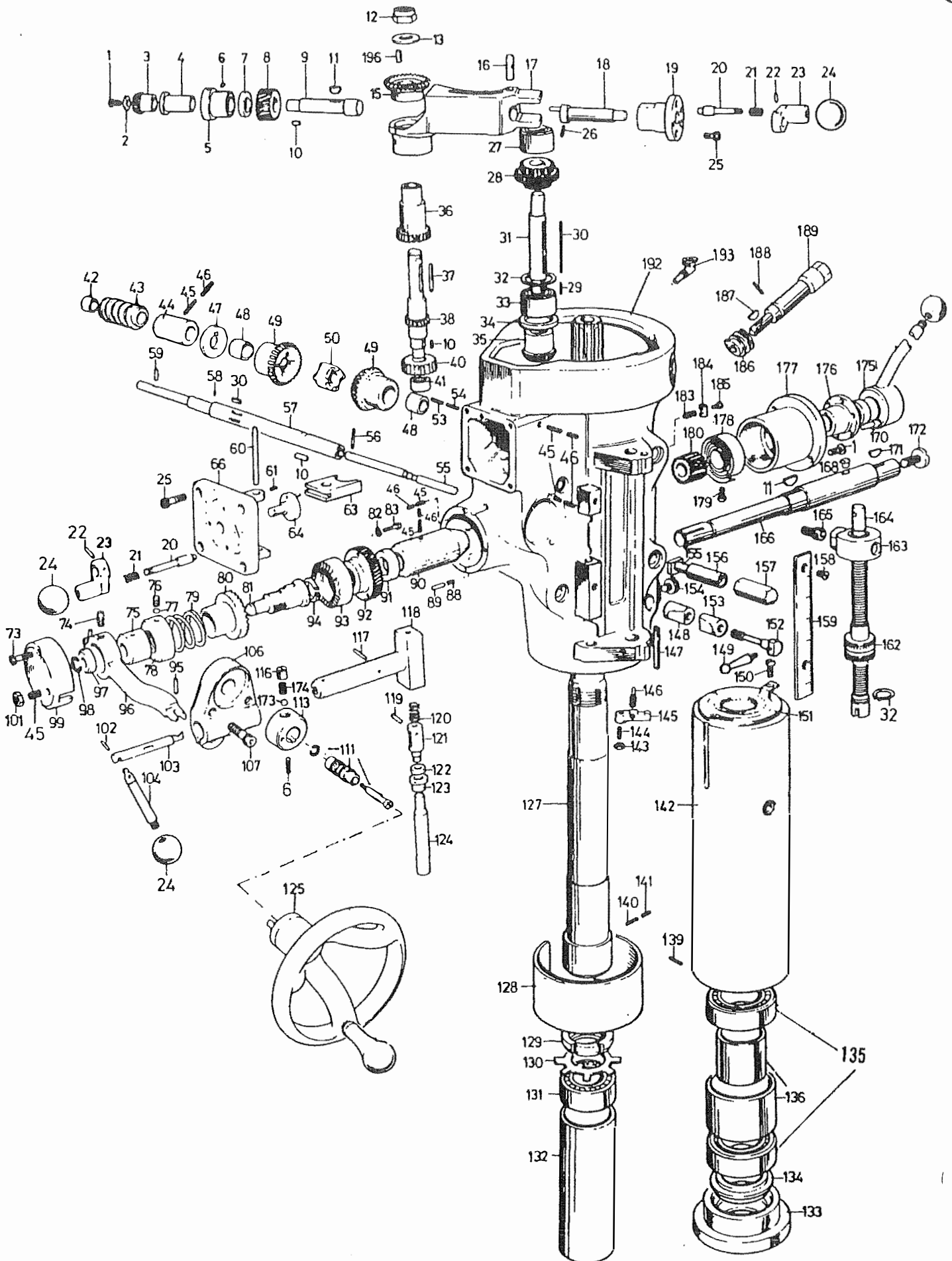
SPARE PARTS 2J & J-HEAD LOWER HOUSING



SPARE PARTS**LOWER HOUSING**

Item	Part No.	Description	Item	Part No.	Description
1	1270	10-24 x 3/8 RHMS (3)	49	1349	Feed Reverse Bevel Gear (2)
2	1303	Bevel Pinion Washer	50	1350	Feed Reverse Clutch
3	1304	Feed Bevel Pinion Gear	53	1351	5/16-18 x 5/32 Lock
4	1305	Feed Worm Gear Shaft Sleeve	54	1222	5/16-18 x 5/16 Dog Point Screw
5	1306	Worm Cradle Bushing	55	1120	Reverse Clutch Rod
6	1307	1/4-20 x 5/16 Set Screw (2)	56	1353	3/32 x 3/4 Roll Pin
7	1308	Worm Gear Spacer	57	1354	Feed Worm Shaft
8	1309	Feed Drive Worm Gear	58	1355	3/32 x 5/16 Roll Pin
9	1310	Feed Drive Worm Gear Shaft	59	1356	7/64 x 7/16 Roll Pin
10	1311	1/8 x 1/3 Key (3)	60	1357	Feed Shift Rod
11	1179	No. 7 Woodruff Key (3)	61	1358	10-32 x 1/4 SSC
12	1313	3/8-24 Locknut	63	1360	Feed Gear Shift Fork
13	1314	3/8 Washer	64	1361	Cluster Gear Shift
15	1316	Feed Reverse Bevel Gear	66	1363	Cluster Gear Cover
16	1317	Feed Engage Pin	73	1370	10-24 x 1-1/2 SHCS (2)
17	1318	Worm Gear Cradle	74	1371	Clutch Ring Pin (2)
18	1319	Worm Gear Throw Out	75	1372	Clutch Ring
19	1320	Shift Sleeve	76	1307	1/4-20 x 1/4 Set Screw
20	1299	Shift Pin (2)	77	1374	Brass Plug
21	1300	Compression Spring (2)	78	1375	Overload Clutch Locknut
22	1295	1/8 x 3/4 Roll Pin (2)	79	1138	Safety Clutch Spring
23	1297	Shift Crank (2)	80	1139	Overload Clutch
24	1259	Black Plastic Ball (4)	81	1376	Overload Clutch Sleeve
25	1326	10-24 x 1/2 SHCS (7)	82	1377	Single Spring Washer (3)
26	1254	10-24 x 3/8 Set Screw	83	1378	8-32 x 5/8 Road Head Screw (3)
27	1328	Cluster Gear Shaft Upper Bushing	88	1108	Compression Spring
28	1329	Cluster Gear Assy	89	1383	Overload Clutch Lever Spring Plunger
29	1331	1/8 x 1-3/4 Key	90	1384	Quill Pinion Shaft Bushing
30	1330	1/8 x 9/16 Key (2)	91	1385	Pinion Shaft Worm Gear Spacer
31	1332	Cluster Gear Shaft	92	1386	Overload Clutch Worm Gear
32	1333	#5100-62 Retaining Ring (2)	93	1140	Overload Clutch Ring
33	1334	Bevel Gear Bearing	94	1381	External Retaining Ring
34	1335	Bevel Gear Thrust Spacer	95	1387	3/16 x 3/4 Dowell Pin
35	1336	Feed Reverse Bevel Pinion	96	1388	Overload Clutch Trip Lever
36	1337	Feed Driving Gear	97	1389	Overload Clutch Washer
37	1338	1/8 x 3/4 Round End Key	98	1390	#5100-37 Retaining Ring
38	1339	Cluster Gear Input Shaft			
40	1340	Feed Drive Gear			
41	1341	Needle Bearing			
42	1342	Bushing			
43	1343	Worm Speed Control Gear			
44	1344	Feed Worm Shaft Bushing			
45	1345	1/4-20 x 1/4 Set Screw (6)			
46	1346	5/16-18 x 15/16 Set Screw (5)			
47	1347	Feed Worm Shaft Thrust Washer			
48	1348	Oillite Bearing (2)			

SPARE PARTS 2J & J-HEAD LOWER HOUSING



SPARE PARTS

Item	Part No.	Description
99	1391	Clutch Arm Cover
101	1393	1/4-20 Locknut
102	1387	3/16 x 3/4 Dowel Pin
103	1394	Cam Rod
104	1395	Trip Handle
106	1397	Feed Trip Bracket
107	1195	1/4-20 x 1 SHCS (2)
111	1030	Reverse Knob Assy
113	1401	Handwheel Clutch Assy
116	1404	Handwheel Clutch Spring Screw
117	1405	1/8 x 9/16 Roll Pin
118	1406	Cam Rod Sleeve
119	1407	1/8 x 7/16 Roll Pin Compression
120	1408	Spring
121	1409	Trip Plunger
122	1410	Feed Trip Plunger Bushing Trip
123	1411	Plunger Bushing
124	1412	Feed Trip Plunger
125	1413	Handwheel Assy (Plastic or Alum)
127	1414	Spindle
128	1415	Quill Skirt
129	1416	No. 06 Locknut
130	1417	Lockwasher
131	1418	Ball Bearing
132	1419	Bearing Sleeve
133	1420	Nose Piece
134	1421	Spindle Dirt Shield
135	1422	Spindle Brg. Set (Open or Sealed)
136	1423	Bearing Spacer Set
139	1307	1/4-20 x 1/4 Set Screw
140	1137	Collet Alignment Screw Special
141	1424	Socket Set Screw
142	1425	Quill
143	6030	6-32 Steel Nut
144	1426	6-32 x 3/4 SSC
145	1033-02	Feed Trip Lever Assy
146	1427	Trip Lever Pin
147	037-0248	Indicator Rod
148	1428	Quill Lock Sleeve, Tapped
149	1151	Lock Handle
150	1435	10-32 x 3/8 Round Head Screw (2)
151	1164	Felt Washer
152	1429	Quill Lock Bolt
153	1430	Quill Lock Sleeve, Untapped
154	037-0249	Rod Indicator Thumb Screw
155	1431	1/2 Tee Bolt Assy (4)

LOWER HOUSING

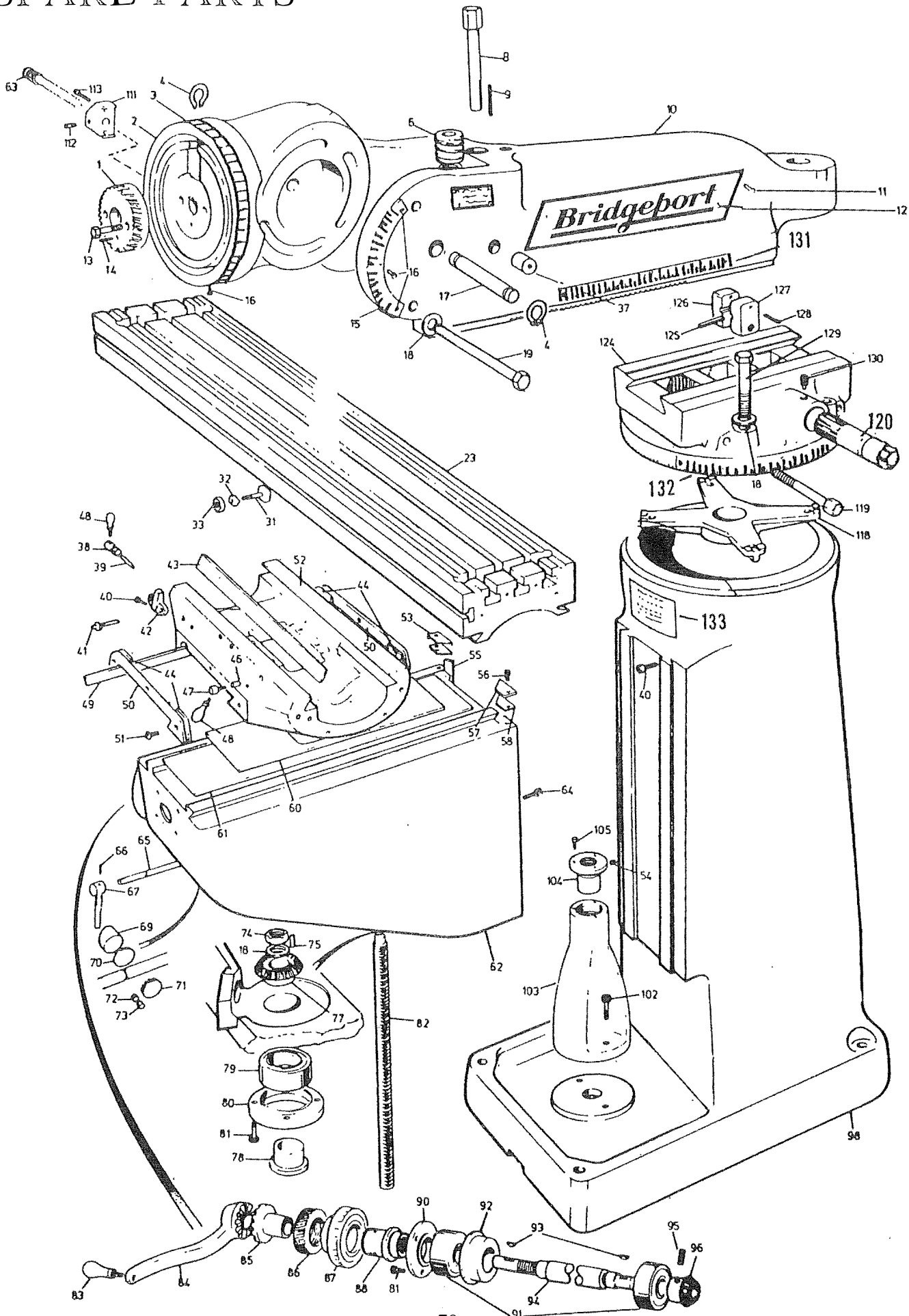
Item	Part No.	Description
156	1432	Clamping Bolt Spacer (2)
157	1433	1/2 x 1-1/2 Hex Nut (2) (Long or Short)
158A	1434-A	Upper Round Head Screw
158B	1434-B	Lower Round Head Screw
159	1165	Micrometer Scale
162	1053	Quick Nut Assy
163	1438	Quill Stop Knob
164	1033	Quill Stop Micro Screw
165	1439	3/8 x 5/8 SHCS
166	1440	Quill Pinion Shaft
168	1442	Spring Pin
170		3/16 x 3/4 Dowel Pin
171	1445	No. 3 Woodruff Key
172	1124	Pinion Shaft Hub Screw
173	1402	Steel Ball
174	1403	Compression Spring
175A	1021-R	Quill Downfeed Handle
175B	1021-B	Quill Downfeed Handle
176	1448	Quill Pinion Hub
177	see 1112	Spring Cover
178	1112	Clockspring Assy
179	see 1112	Clockspring Pin
180	1449	Quill Pinion
183	1033-03	Reverse Trip Ball Lever
184	1451	Feed Reverse Trip Plunger
185	1452	Reverse Trip Ball Lever Screw
186	1096	Worm Gear
187	017-0038	No. 5 Woodruff Key
188	1453	1/4-20 x 3/8 SSC
189	1097	Adj Worm Shaft w/ Key
192	1454	Quill Housing
193A	1272	Step Pulley Oil Tube Assy
193B	037-0246	Variable Speed Oil Tube Assy
196	1315	1/8 x 1/3 Worm Shaft Key

* Additional Parts Not Shown:

* 1318-A	Cradle Assy
* 1354-A	Feed Worm Shaft Assy
* 1388-A	Overload Clutch Assy
* 1414-A	Spindle Assy
1297-A	Shift Crank Assy
1397-A	Feed Trip Bracket Assy
1363-A	Quill Downfeed Speed Adj Assy
1429-IA	Quill Lock Bolt and Bushing Assy
1429QLS	Quill Lock Spring

SPARE PARTS

BASIC MACHINE



SPARE PARTS

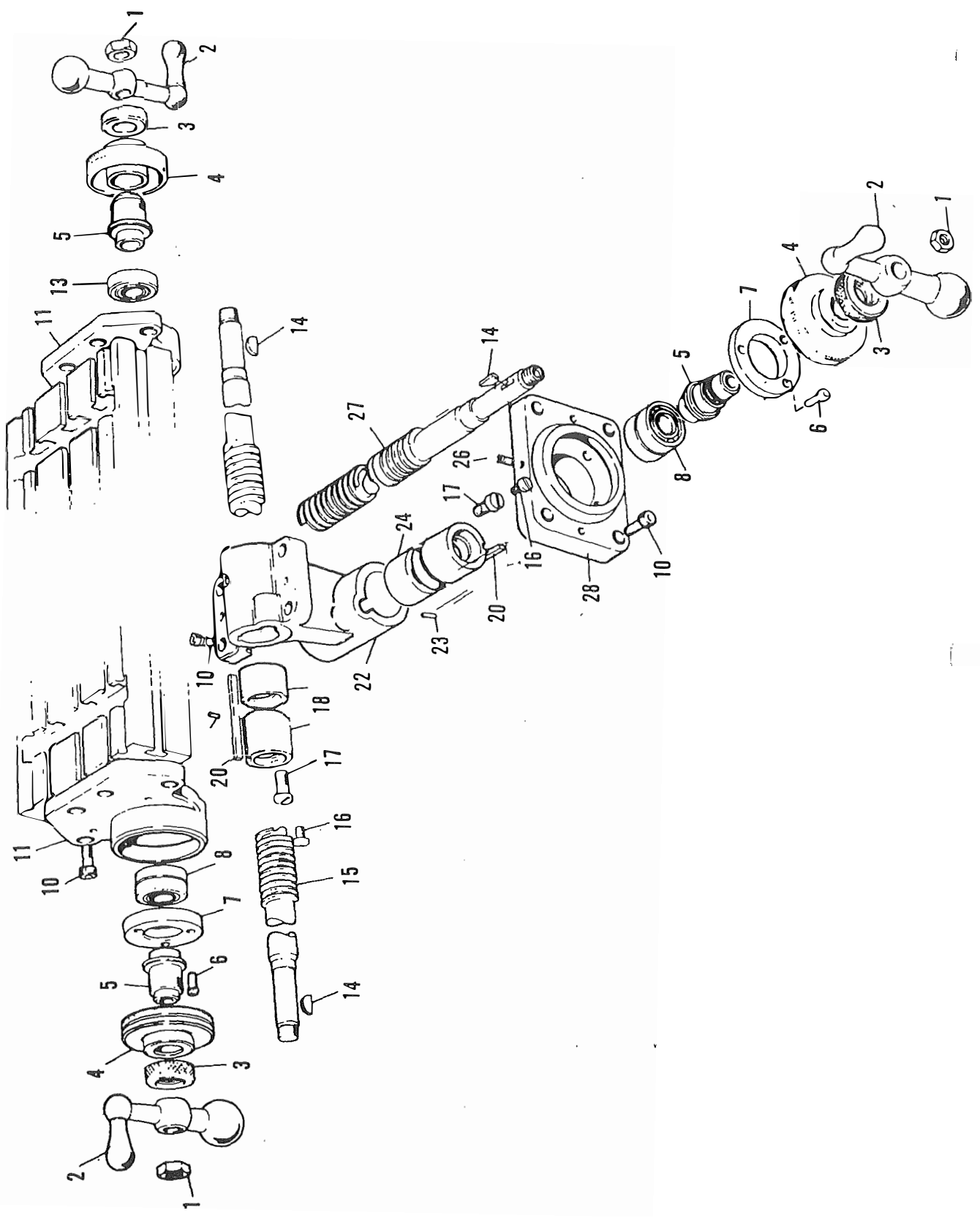
Item	Part No.	Description
1	1186	Quill Housing Adj Gear
2	1187	Ram Adaptor
3	1187-A	Adaptor Scale
4	1188	External Retaining Ring (2)
6	1190	Vertical Adj Worm
8	1192	Vertical Adj Worm Shaft
9	1268-01	3/16 x 1-15/16 Key
10	1194	Ram
11	See 6050	Drive Screw
12	6050	Ram Nameplate w/ Screws (2)
13	1195	1/4-20 x 1 SHCS (2)
14	1196	5/16 x 1-1/2 Roll Pin
15	1197	Graduated Angle Plate
16	1198	Drive Screw (5)
17	1199	Adaptor Pivot Pin
18	1200	Hardened Washer (2)
19	1201	Adaptor Locking Bolt (3)
23	1202	48" Table
31	1203	Stop Piece T-Bolt
32	1204	Table Stop Piece (2)
33	1205	3/8-16 Hex Nut (3)
38	1206	Saddle Lock Bolt
39	1207	Saddle Lock Plunger
40	1148	Stop Screw (2)
41	1106	Gib Adj Screw (3)
42	1209	Table Stop Bracket
43	1156	Table/Saddle Gib
44A	1602	Full Length Saddle Wiper (2)
44B	1154	Saddle Wiper (4)
46	1149	Table/Saddle Lock Plug (2)
47	1206	Table Lock Bolt
48	1122	Table Lock Handle (2)
49	1157	Saddle/Knee Gib
50	1153	Saddle/Knee Wiper Plate (2)
51	1152	10-32 x 1/2 Oval Head Screw (6)
52	1211	Saddle w/o Chrome
53	1212	LH Column Wiper Holder
55	1158	Knee/Column Gib
56	1195	1/4-20 x 5/8 SHCS (2)
57	1214	RH Coulmn Wiper Holder
58	1163	Knee Felt Wiper (2)
60	1215	Upper Chip Guard
61	1216	Lower Chip Guard
62	1217	Knee
63	1251-A	Safety Stop Pin
64	1148	Stop Screw
65	1218	Knee Lock Shaft Assy
66	see 1218	1 x 1 Taper Pin

BASIC MACHINE BASE

Item	Part No.	Description
67	see 1218	Lock Shaft Hub
69	1219	Knee Lock Plunger
70	1220	Table Locking Washer
71	1221	Knee Binder Plug
72	1222	5/16-18 x 5/16 Dog Point Set Screw
73	1223	5/16-18 x 5/16 SSC
74	1166	1/2-20 Hex Jam Nut
75	1224	3/16 x 7/8 Key
77	1226	Bevel Gear
79	1227	Ball Bearing
80	1228	Bearing Retainer Ring
81	1171	1/4-20 x 5/8 SHCS (6)
82	1071	Elevating Screw
83	1145-02	Elevating Handle
84	1145-01	Elevating Crank
**	1145-03	Elevating Crank Assy
85	1230	Gearshift Clutch
86	1168	Dial Locknut
87	1231	Dial w/ 100 Graduations
88	1232	Dial Holder
90	1172	Bearing Retaining Ring
91	1178	Ball Bearing (2)
92	1235	Bearing Cap
93	1179	No. 7 Woodruff Key (2)
94	1236	Elevating Shaft, Z-Axis
95	1238	1/4-20 x 1/4 SSC
96	1237	Bevel Pinion Gear
98	1239	Column
102	1175	3/8-16 x 1 SHCS (2)
103	1241	Pedestal
104	1072	Elevating Screw Nut
105	1242	1/4-20 x 1 Button Head Screw (3)
111	1250	Stop Block
112		Spring Plunger
113	1502	10-32 x 1/2 SHCS (2)
118	1243	Spider
119	1129-03	Ram lock Stud
120	1244	Ram Pinion
124	1246	Turret
125	1129-04	Ram Clamp Bar (2)
126	1129-01	Ram Clamp Bar - Blank (2)
127	1129-02	Ram Clamp Bar - Tapped (2)
128	1247	Cotter Pin (2)
129	1248	1/2-13 x 5 Hex Bolt (4)
130	1249	Ram Pinion Screw
131	6031	Ram Sclae
132	6032	Turret Scale
133	6033	Warning Plate
	1601	Felt Wiper Set, six pcs. included (Not Shown)

SPARE PARTS

LEADSCREW ASSEMBLY



SPARE PARTS**LEADSCREW ASSEMBLY**

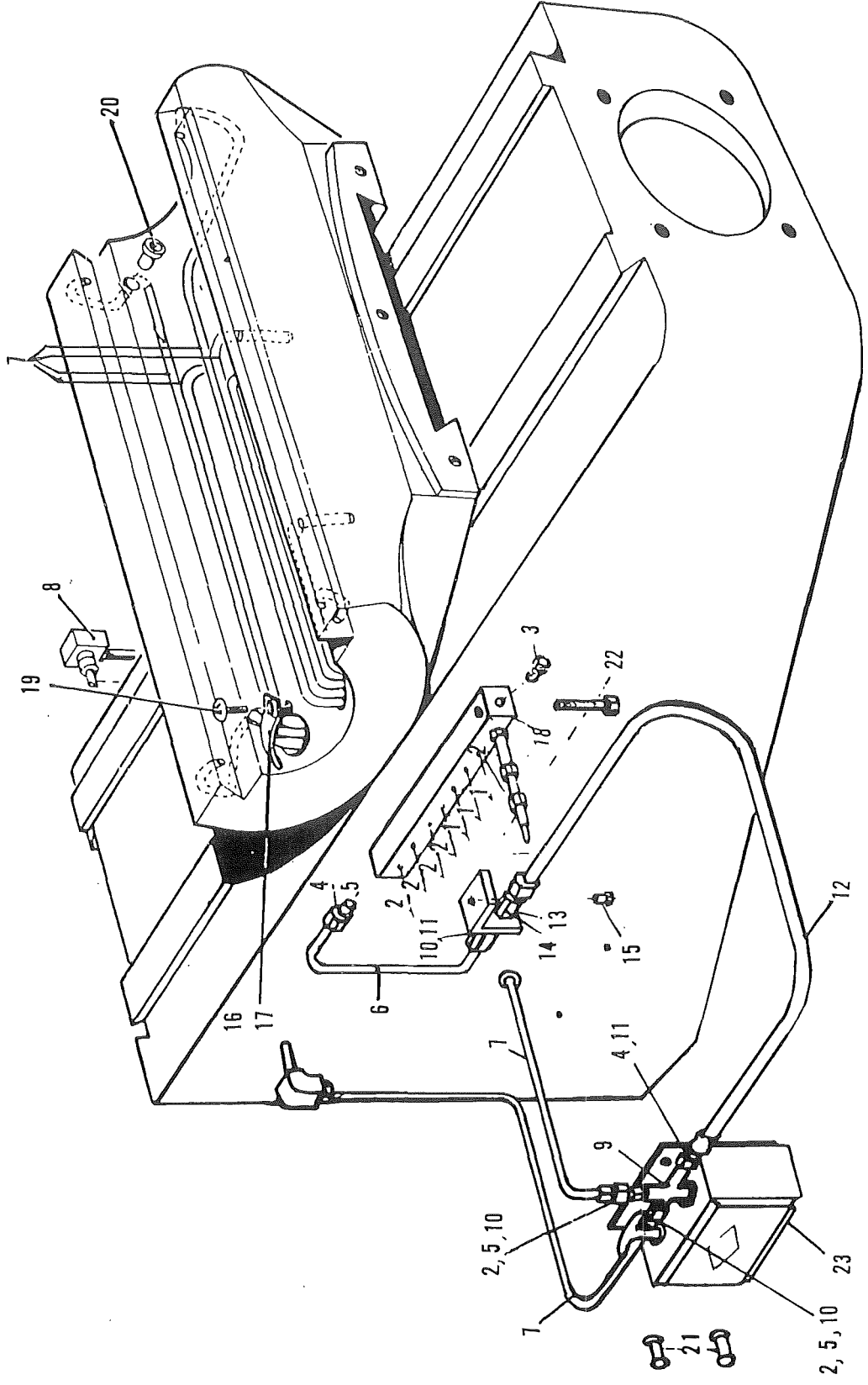
Item	Part No.	Description
1	1166	1/2-20 Hex Jam Nut (3)
2	1167	Ball Crank Handle (3)
3	1168	Knurled Dial Locknut (3)
4	1169	Dial w/ 200 Graduations (3)
5	1170	Dial Holder (3)
6	1171	1/4-20 x 1/2 SHCS (6)
7	1172	Bearing Retaining Ring (2)
8	1173	Ball Bearing (2)
10	1175	3/8-16 x 1 SHCS (16)
11	1177	Table End Bracket (2)
13	1178	Ball Bearing
14	1179	No. 7 Woodruff Key (3)
15	1098	Table Screw, 42" Standard
	1098-A	Table Screw, 42" Bridgeport Electronic Power Feed
	1098-B	Table Screw, 36" Standard
	1098-C	Table Screw, 48" Standard
	1098-D	Table Screw, 48" Bridgeport Electronic Power Feed
	1098-E	Table Screw, 32" Standard
	1098-F	Table Screw, 32" Bridgeport Electronic Power Feed
	1098-G	Table Screw, 36" Bridgeport Electronic Power Feed
	1098-I	Table Screw, 42" Bridgeport Gear Driven Power Feed
16	1150	8-32 x 3/8 Washer Head Screw (2)
17	1110	Feed Nut Retaining Screw (2)
18	1069	Split Table Feed Nut
	1069-1	One Piece Table Feed Nut
20	1180	3/16 x 2-1/2 Key (2)
22	1182	Feed Nut Bracket
23	1183	Nut Key Pin (2)
24	1070	Split Cross Feed Nut
	1070-1	One Piece Cross Feed Nut
26	1371	Stop Pin
27	1073	Cross Feed Screw
28	1185	Cross Feed Bearing Bracket

Safety Handwheels:

12746140 - Handle Springs Back
 29976-SP - Handle Locks in Place

LUBRICATION SYSTEM

SPARE PARTS



SPARE PARTS

LUBRICATION SYSTEM

Item	Part No.	Description	Qty.
1	B2495*	FJB-0 Oil Meter	3
2	B2496*	FJB-1 Oil Meter	7
3	B3784*	Closure Plug	3
4	B1371*	Compression Bushing	12
5	B8272*	Compression Sleeve for Plastic Tubing	25
6	5C25	5/32" Copper Tubing - 12' Length (optional)	1
7	5N55B*	5/32" Black Plastic Tubing - per foot	25
8	A3080*	Elbow Connector	8
9	B4231*	4-Way Junction	1
10	B1095*	Compression Nut	12
11	B1061*	Compression Sleeve for Metal Tubing	2
12	B4864	14" Flexible Hose Assy	1
	B4865	16" Flexible Hose Assy	1
	B4866	18" Flexible Hose Assy	1
	B4867-A*	20" Flexible Hose Assy	1
	B4868	22" Flexible Hose Assy	1
13	17216*	Hose Bracket	1
14	A3165*	Terminal Nut	1
15	*	1/4-20 x 1/2 Round Head Machine Screw	1
16	B3539*	Double Tubing Clip	2
17	A2435*	Single Tubing Clip	6
18	B3704*	10-Way Junction Block	1
19	*	8-32 x 1/4 Round Head Machine Screw	6
20	B4067	Tube Bushing	4-6
21	*	1/4-20 x 1/2 Button Head Cap Screw	3
22	*	1/4-20 x 1 Button Head Cap Screw	3
23	D3174C*	Manual One Shot Lube Pump	1
	26350**	Auto Lube Pump	1

* K1099 Complete One Shot Lube System for Bridgeport Series I

** Can be Substituted in K1099 Kit

LUBRICATION SYSTEM

MISC PARTS

Part No.	Description	
5N55B B8272	Black Plastic Tubing - 5/32" Compression Sleeve	Sold by the foot For 5N55B
5N55 B3313	Clear Plastic Tubing - 5/32" Compression Sleeve	Sold by the foot For 5N55
3S20	Steel Tubing - 3/32"	Sold by 12' Lengths
5C25	Copper Tubing - 5/32"	Sold by 12' Lengths
5B25	Brass Tubing - 5/32"	Sold by 12' Lengths
B1061	Compression Sleeve	For Metal Tubing
B2494	FJB-00 Oil Meter	
B2495	FJB-0 Oil Meter	
B2496	FJB-1 Oil Meter	
B2497	FJB-2 Oil Meter	
B2498	FJB-3 Oil Meter	
B2499	FJB-4 Oil Meter	
B2500	FJB-5 Oil Meter	
B6548	FJB-3/0 Oil Meter	
D3086C-KIT	Bijur One-Shot Lube Tank	
B9230C	Bijur Lubrication Pump Cap	
S109	Bijur One Shot Filter Kit For Models L5H, L5P & L19P	

Zerk Oilers:

1095K65 - Straight Oiler

1095K23 - 45 deg. Oiler

12PB20 - Push N Lube Pump for Zerks

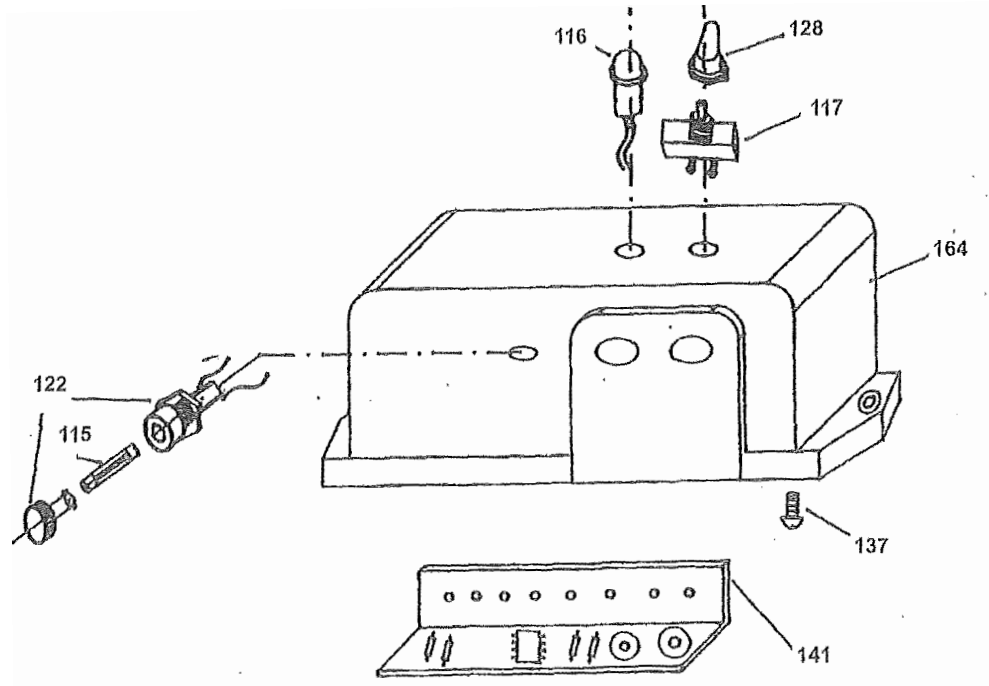
Way Oil:

002-0102 - Quart

002-0126 - Gallon

SPARE PARTS

6F, A POWER FEED

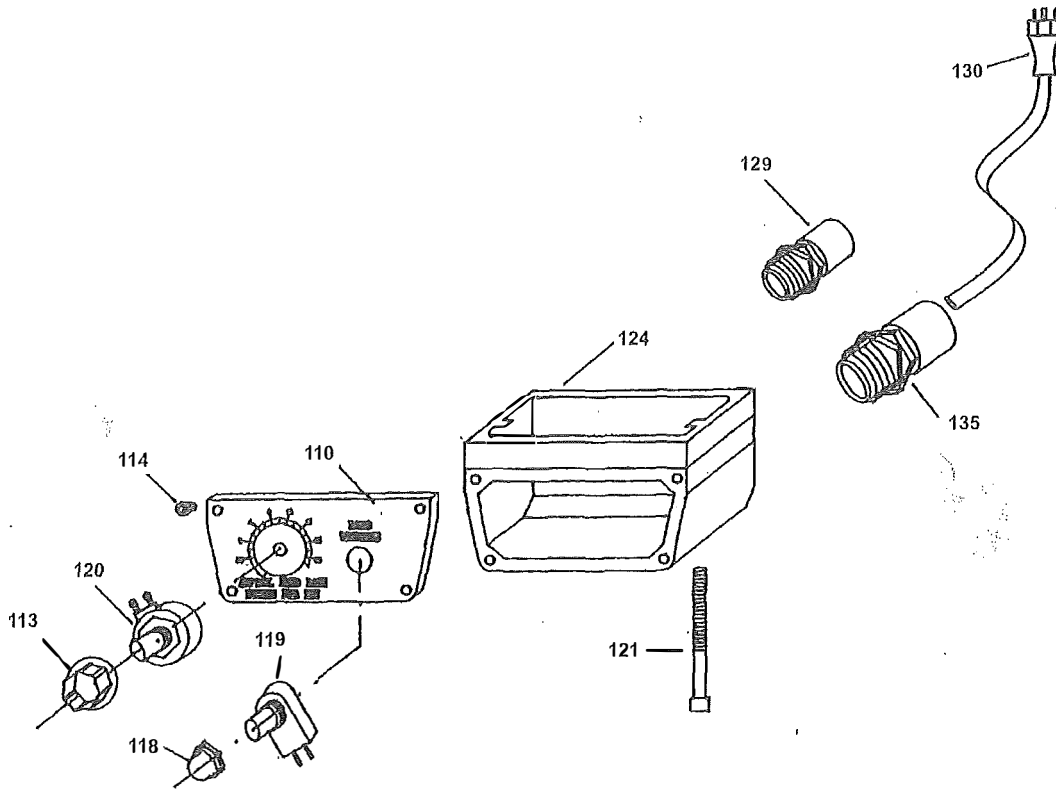


Item	Part No.	Description
115	038-0254	Fuse 10 amp
116	038-0255	Red Indicator Light
117	038-0256	On-Off Toggle Switch
122	038-0260	Fuse Socket Assy
128	038-0267	Boot, On-Off Toggle Switch
137	038-0276	Machine Screw
141	038-0217	C/B Conversion Kit
164	038-0304	Electric Box

SPARE PARTS

6F, A POWER FEED

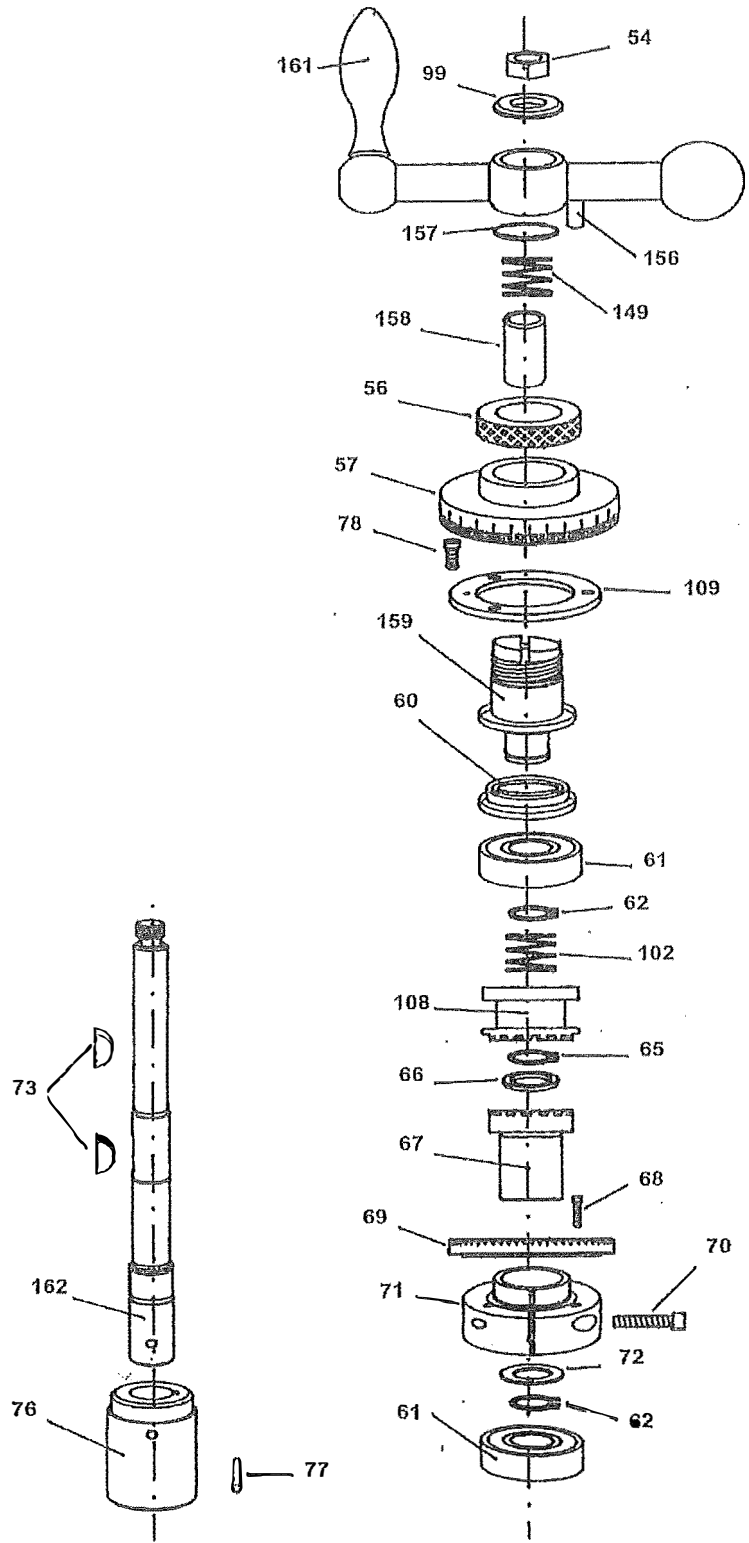
Item	Part No.	Description
110	038-0250	Control Box Cover Plate
113	038-0253	Potentiometer Knob
114	012-0145	Button Head Socket Screw
118	038-0258	Boot for Rapid Traverse
119	038-0257	Rapid Traverse Button
120	038-0259	Potentiometer
121	012-0093	Socket Head Cap Screw
124	038-0262	Control Box
129	038-0268	Grip Cord
130	038-0269	Power Cord
135	038-0274	Grip Cord



SPARE PARTS

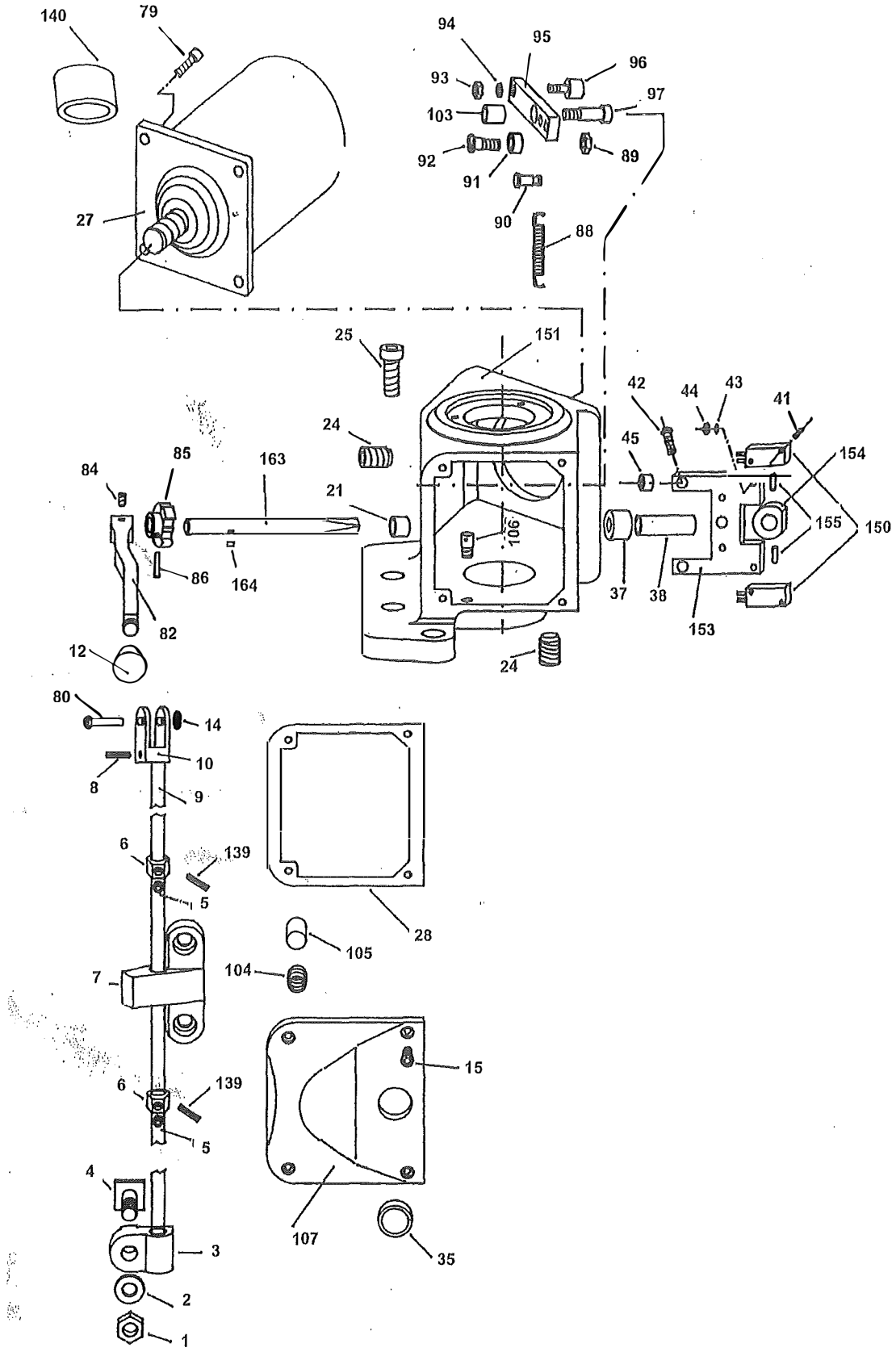
6F, A & B POWER FEED

Item	Part No.	Description
54	1166	Hex Jam Nut
56	1168	Dial Locknut
57	1169	Dial w/ 200 Graduations
60	038-0130	Groove Spacer
61	038-0133	Bearing
62	038-0134	Retaining Ring
65	038-0137	Retaining Ring
66	038-0138	Thrust Bearing
67	038-0139	Driver Clutch Assy
68	012-0141	SHCS (3)
69	038-0186	Drive Shaft Gear
70	012-0142	SHCS
71	038-0142	Hub Gear
72	038-0144	Thrust Washer
73	1179	No. 7 Woodruff Key
76	038-0174	Coupling
77	013-0065	Taper Pin
78	012-0143	SHCS (3)
99	1200	Washer
102	038-0239	Clutch Spring
108	038-0136	Driven Clutch
109	038-0131	Take-up Cap
149	038-0288	Safety Handle Retention Spring
156	038-0295	Safety Handle Drive Pin
157	038-0296	Washer
158	038-0297	Bronze Bushing
159	038-0298	Dial Holder
161	038-0303	Ball Crank Handle
162	038-0147	Drive Shaft



SPARE PARTS

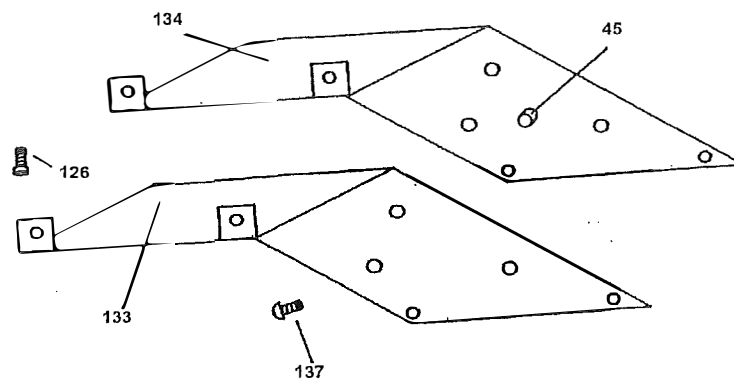
6F, A & B POWER FEED



SPARE PARTS

6F, A & B POWER FEED

Item	Part No.	Description	Item	Part No.	Description
1	1205	Hex Nut (2)	44	015-0040	Hex Nut
2	038-0102	Washer (2)	45	038-0158	Spacer
3	038-0104	Stop Rod Guide (2)	79	012-0060	Socket Head Cap Screw
4	1203	Square Head Bolt (2)	80	038-0229	Fork Pin
5	1307	Socket Head Screw (2)	82	038-0231	Control Handle Lever
6	038-0107	Stop Collar (2)	84	012-0144	Set Screw
7	038-0108	Stop Rod Bracket	85	038-0234	Clutch Detent Cam
8	013-0058	Roll Pin	86	013-0058	Roll Pin
9	038-0109	Stop Rod, 42" Table	88	038-0219	Clutch Arm Spring
	038-0110	Stop Rod, 48" Table	89	015-0017	Lock Nut
	038-0111	Stop Rod, 58" Table	90	038-0223	Clutch Arm Spring Pin
10	038-0105	Rod Fork	91	038-0226	Clutch Arm Detent Roller Pin
	038-0106	Rod Fork, 58" Table	92	038-0225	Detent Roller Screw
12	038-0114	Black Knob	93	015-0018	Hex Nut
14	038-0115	Retaining Ring	94	038-0149	Lock Washer
15	012-0136	Socket Head Screw	95	038-0221	Clutch Arm
21	038-0118	Bronze Bushing	96	038-0150	Cam Follower
24	038-0119	Pipe Plug	97	038-0224	Clutch Arm Pivot Screw
25	012-0137	Socket Head Screw	103	038-0222	Clutch Arm Spacer
27	038-0383	Motor	104	038-0240	Spring Comp.
*	038-0281	Brush (2)	105	038-0241	Detent Pin
*	038-0282	Brush Cap (2)	106	038-0242	Spring Pin
*	038-0283	Brush Holder (2)	107	038-0243	Power Feed Cover
*	038-0284-A	Armature Assy	126	038-0264	Button Head Cap Screw
*	038-0285	Field Assy	133	038-0272	Bottom Cover
*	038-0286	P.E. Bearing	134	038-0273	Cover Gasket
*	038-0287	S.E. Bearing	137	038-0276	Phillips Head Machine Screw
*	019-0029	Wave Spring	139	038-0278	Roll Pin
*	038-0291	Motor Cable Wire	140	038-0279	Motor End Cap
*	038-0277	Motor Wire Copper Clip	150	038-0289	Limit Switch
*	038-0307	Motor Grip Cord	151	038-0290	Main Housing
28	038-0172	Cover Gasket	153	038-0292	Switch Mounting Plate
35	038-0165	Glass Oil Sight	154	038-0294	Switch Actuator Housing
37	038-0161	Shaft Seal	155	038-0293	Switch Mounting Pin
38	038-0162	Bronze Bushing	163	038-0321	Clutch Shaft
41	012-0138	Round Head Machine Screw	164	1315	Clutch Shaft Key
42	012-0139	Phillips Head Machine Screw			
43	038-0156	Washer			

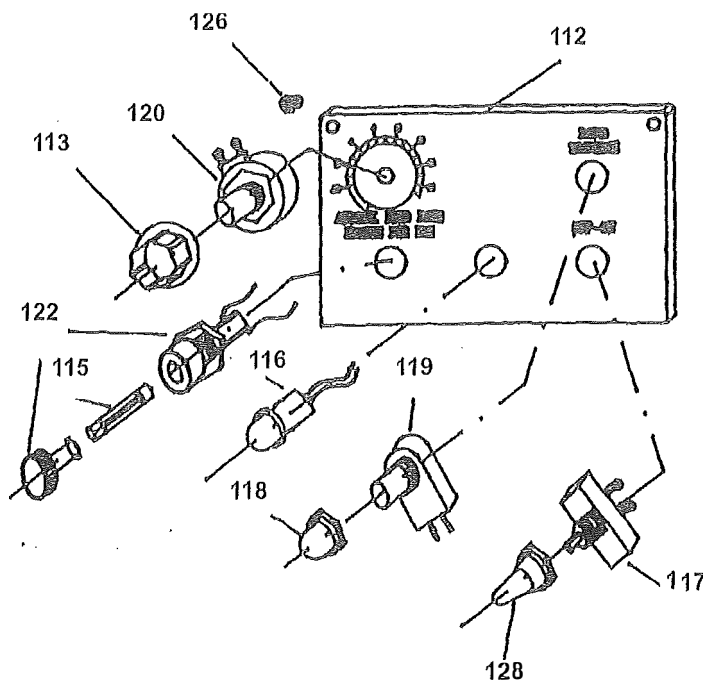


80

SPARE PARTS

6F, B & C POWER FEED

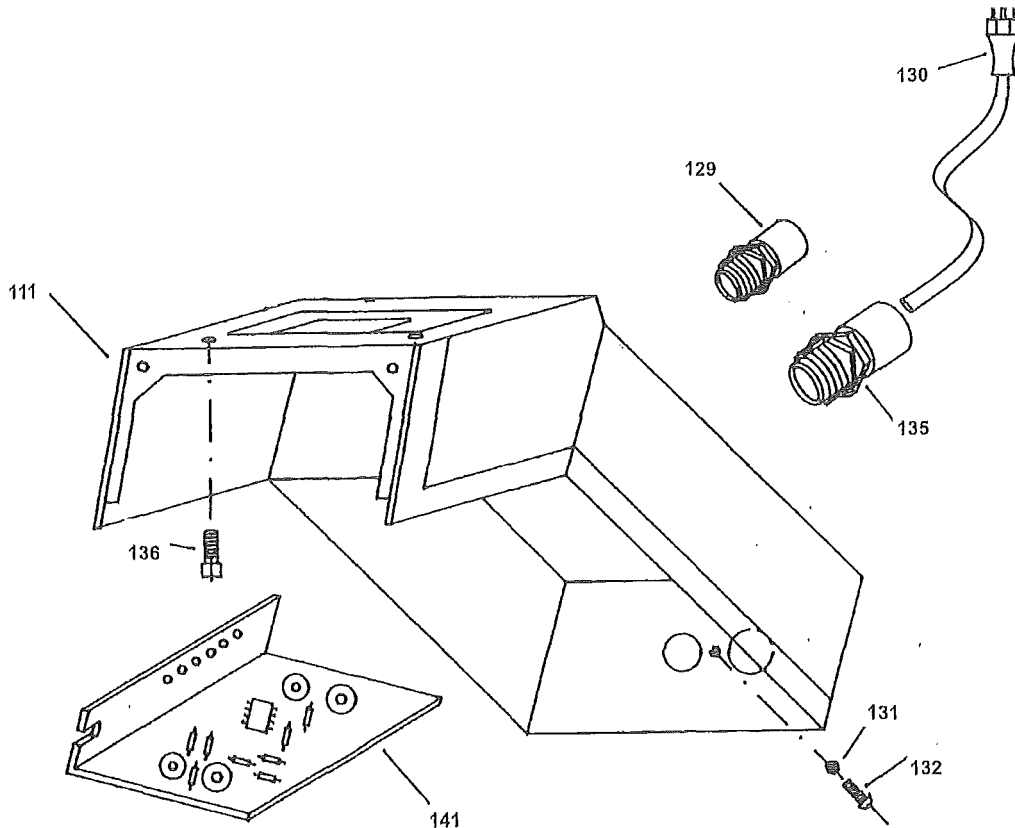
Item	Part No.	Description
112	038-0251	Control Box Cover Plate
113	038-0253	Potentiometer Knob
115	038-0254	Fuse
116	038-0255	Red Indicator Light
117	038-0256	On-Off Toggle Switch
118	038-0258	Boot for Rapid Traverse
119	038-0257	Rapid Traverse Button
120	038-0259	Potentiometer
122	038-0260	Fuse Socket Assy
126	038-0264	Cap Screw
128	038-0267	Boot On-Off Toggle



SPARE PARTS

6F, B & C POWER FEED

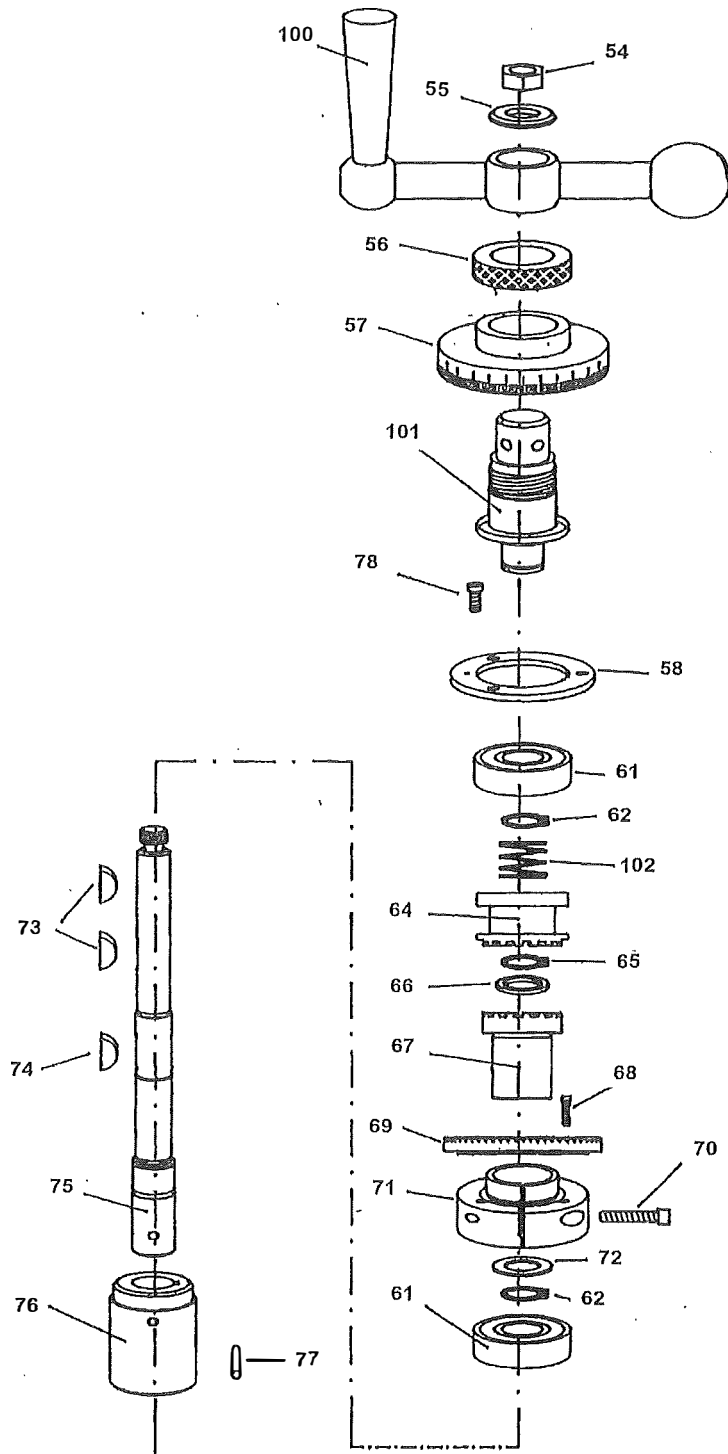
Item	Part No.	Description
111	038-0252	Control Box
129	038-0268	Grip Cord
130	038-0269	Power Cord
131	038-0270	Hex Nut
132	038-0271	Round Head Machine Screw
135	038-0274	Grip Cord
136	038-0275	Socket Head Cap Screw
141	038-0217	C/B Conversion Kit



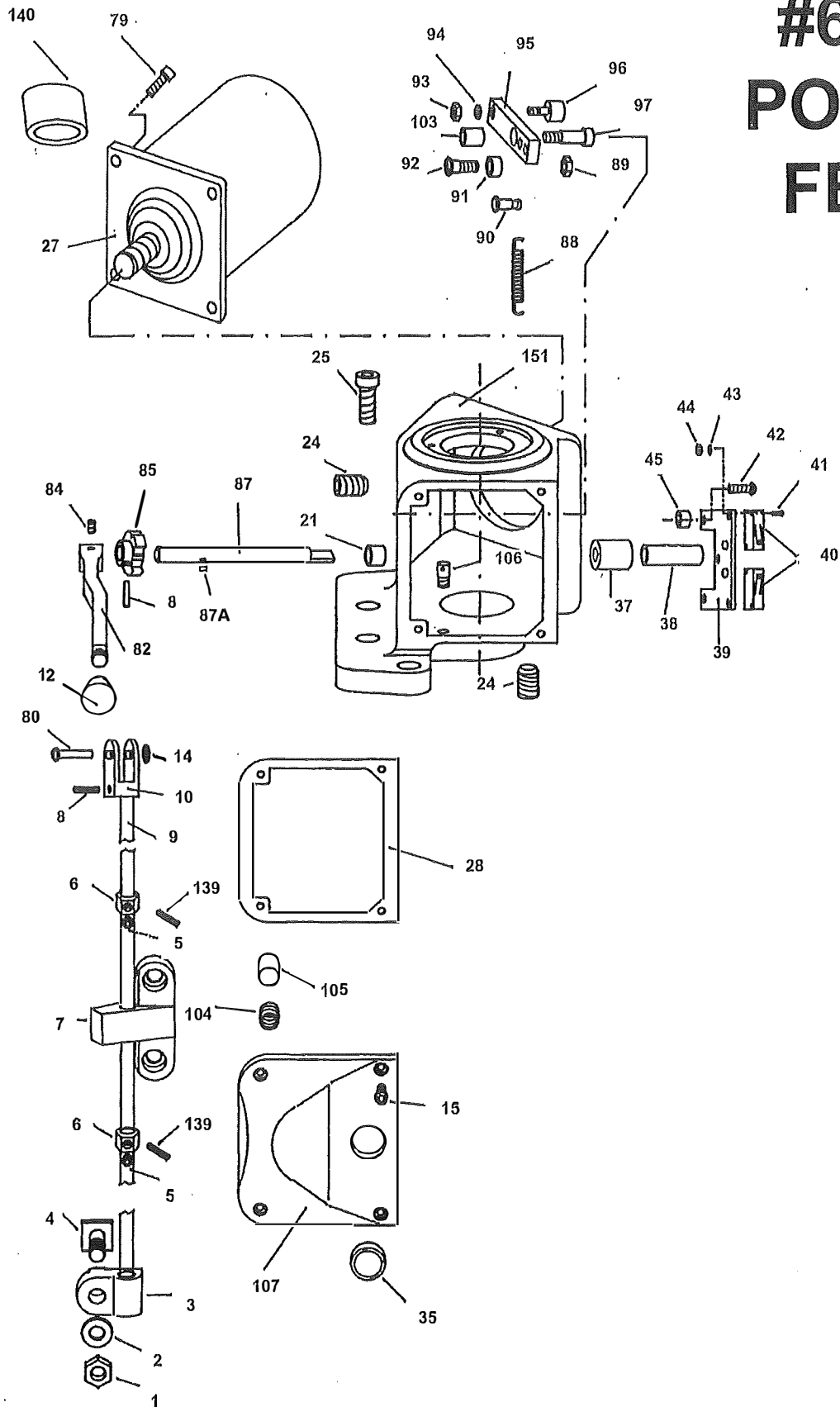
SPARE PARTS

6F, C POWER FEED

Item	Part No.	Description
54	1166	Hex Jam Nut
55	038-0155	Washer
56	1168	Dial Locknut
57	1169	Dial
58	038-0131	Take-up Cap
61	038-0133	Bearing
62	038-0134	Retaining Ring
64	038-0136	Driven Clutch
65	038-0137	Retaining Ring
66	038-0138	Thrust Bearing
67	038-0139	Driver Clutch Assy
68	012-0141	SHCS (3)
69	038-0186	Drive Shaft Gear
70	012-0142	SHCS
71	038-0142	Gear Hub
72	038-0144	Thrust Washer
73	1179	Key
74	017-0040	Key
75	038-0147	Drive Shaft
76	038-0174	Coupling
77	013-0065	Taper Pin
78	012-0143	SHCS (3)
100	038-0237	Handle Assy
101	038-0238	Dial Holder
102	038-0239	Clutch Spring



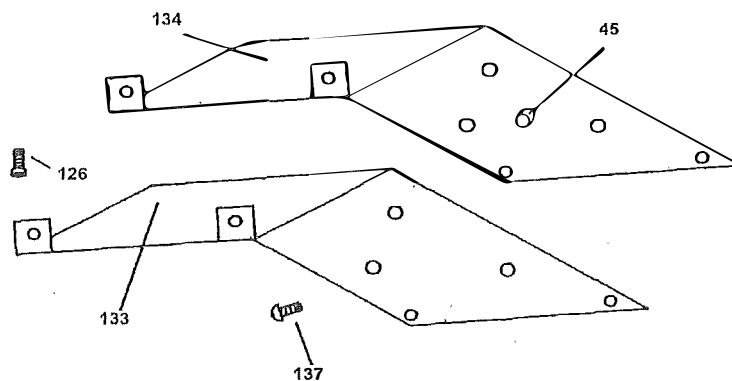
#6F-C POWER FEED



SPARE PARTS

6F, C POWER FEED

Item	Part No.	Description	Item	Part No.	Description
1	1205	Hex Nut (2)	42	012-0139	Phillips Head Machine Screw
2	038-0102	Washer (2)	43	038-0156	Washer
3	038-0104	Stop Rod Guide (2)	44	015-0040	Hex Nut
4	1203	Square Head Bolt (2)	45	038-0158	Spacer
5	1307	Socket Head Screw (2)	79	012-0060	Socket Head Cap Screw
6	038-0107	Stop Collar (2)	80	038-0229	Fork Pin
7	038-0108	Stop Rod Bracket	82	038-0231	Control Handle Lever
8	013-0058	Roll Pin	84	012-0144	Set Screw
9	038-0109	Stop Rod, 42" Table	85	038-0234	Clutch Detent Cam
	038-0110	Stop Rod, 48" Table	87	038-0235	Clutch Shaft
	038-0111	Stop Rod, 58" Table	87A	1315	Clutch Shaft Key
10	038-0105	Rod Fork	88	038-0219	Spring
	038-0106	Rod Fork, 58" Table	89	015-0017	Lock Nut
12	038-0114	Black Knob	90	038-0223	Clutch Arm Spring Pin
14	038-0115	Retaining Ring	91	038-0226	Clutch Arm Detent Roller Pin
15	012-0136	Socket Head Screw	92	038-0225	Detent Roller Screw
21	038-0118	Bronze Bushing	93	015-0018	Hex Nut
24	038-0119	Pipe Plug	94	038-0228	Lock Washer
25	012-0137	Socket Head Screw	95	038-0221	Clutch Arm
27	038-0383	Motor	96	038-0150	Cam Follower
*	038-0281	Brush (2)	97	038-0224	Clutch Arm Pivot Screw
*	038-0282	Brush Cap (2)	103	038-0222	Clutch Arm Spacer
*	038-0283	Brush Holder (2)	104	038-0240	Spring Comp.
*	038-0284-A	Armature Assy	105	038-0241	Detent Pin
*	038-0285	Field Assy	106	038-0242	Spring Pin
*	038-0286	P.E. Bearing	107	038-0243	Power Feed Cover
*	038-0287	S.E. Bearing	126	038-0264	Cap Screw
*	019-0029	Wave Spring	133	038-0272	Bottom Cover
*	038-0291	Motor Cable Wire	134	038-0273	Cover Gasket
*	038-0277	Motor Wire Copper Clip	137	038-0276	Machine Screw
*	038-0307	Motor Grip Cord	139	038-0278	Roll Pin
28	038-0172	Cover Gasket	140	038-0279	Motor End Cap
35	038-0165	Glass Oil Sight	151	038-0290	Main Housing
37	038-0161	Shaft Seal			
38	038-0162	Bronze Bushing			
39	038-0163	Switch Plate			
40	038-0154	Limit Switch			
41	012-0138	Round Head Machine Screw			

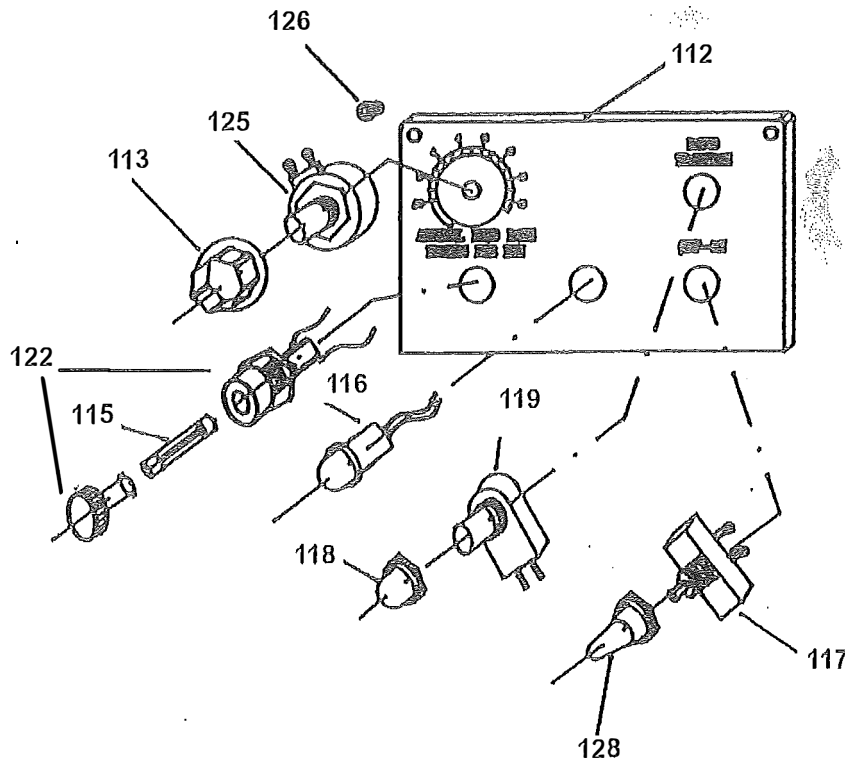


85

SPARE PARTS

8F POWER FEED

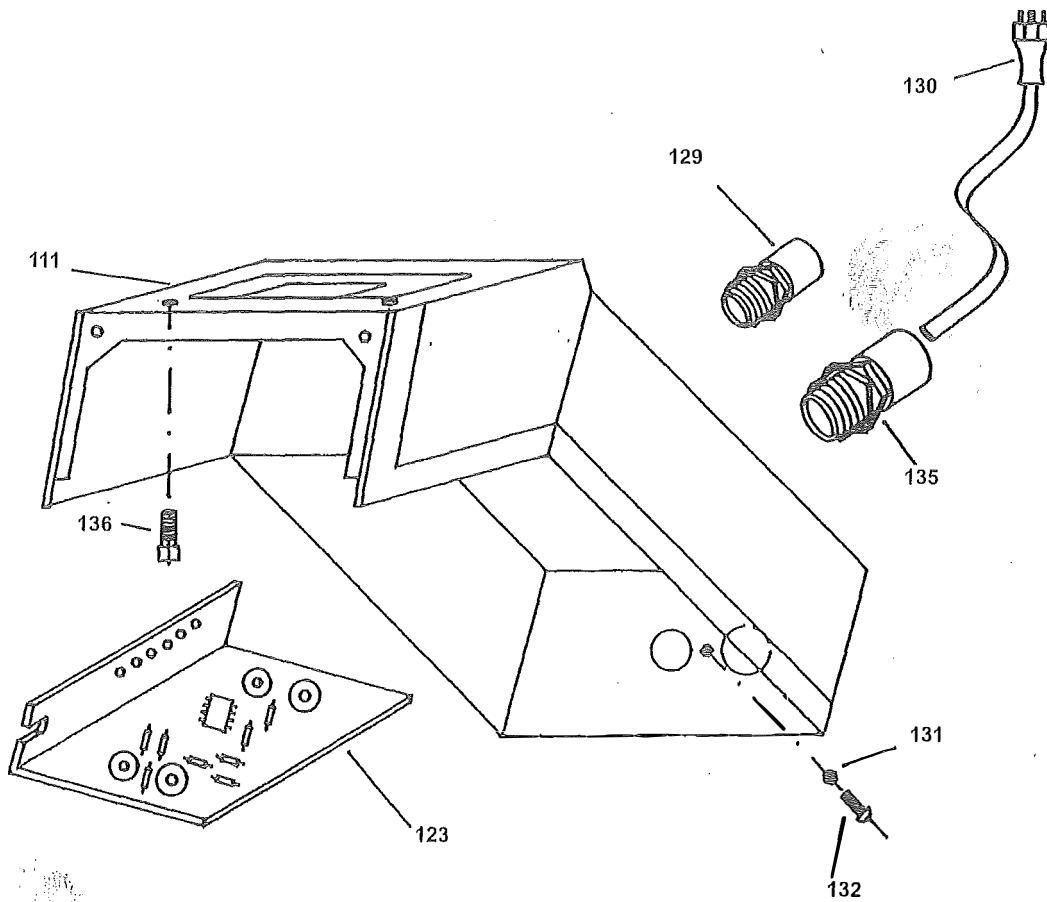
Item	Part No.	Description
112	038-0251	Control Box Cover Plate
113	038-0253	Potentiometer Knob
115	038-0254	Fuse </td
116	038-0255	Red Indicator Light
117	038-0256	On-Off Toggle Switch
118	038-0258	Boot for rapid Traverse
119	038-0257	Rapid Traverse Button
122	038-0260	Fuse Socket Assy
125	038-0263	Potentiometer
126	038-0264	Cap Screw
128	038-0267	Boot for On-Off Toggle



SPARE PARTS

8F POWER FEED

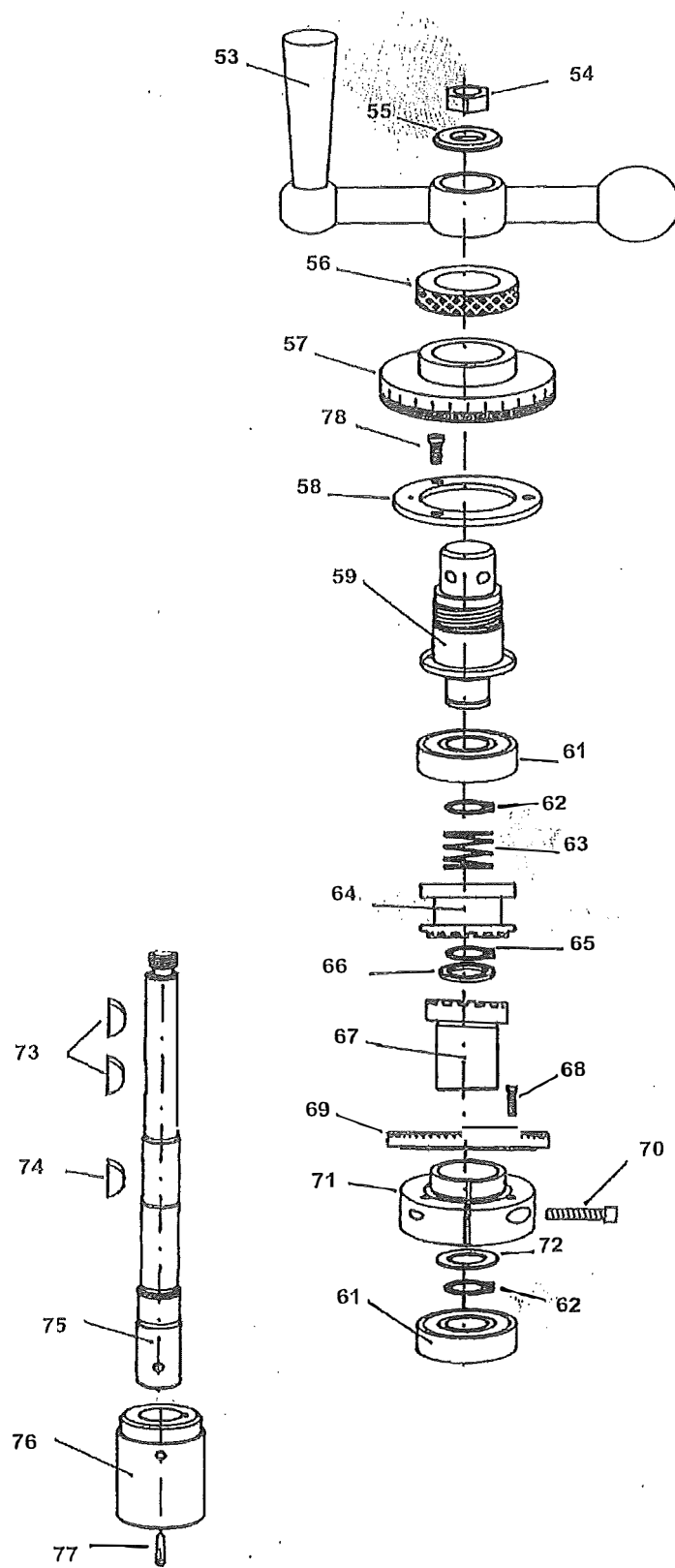
Item	Part No.	Description
111	038-0252	Control Box
123	038-0216	Circuit Board
129	038-0268	Grip Cord
130	038-0269	Power Cord
131	038-0270	Hex Nut
132	038-0271	RHMS
135	038-0274	Grip Cord
136	038-0275	SHCS



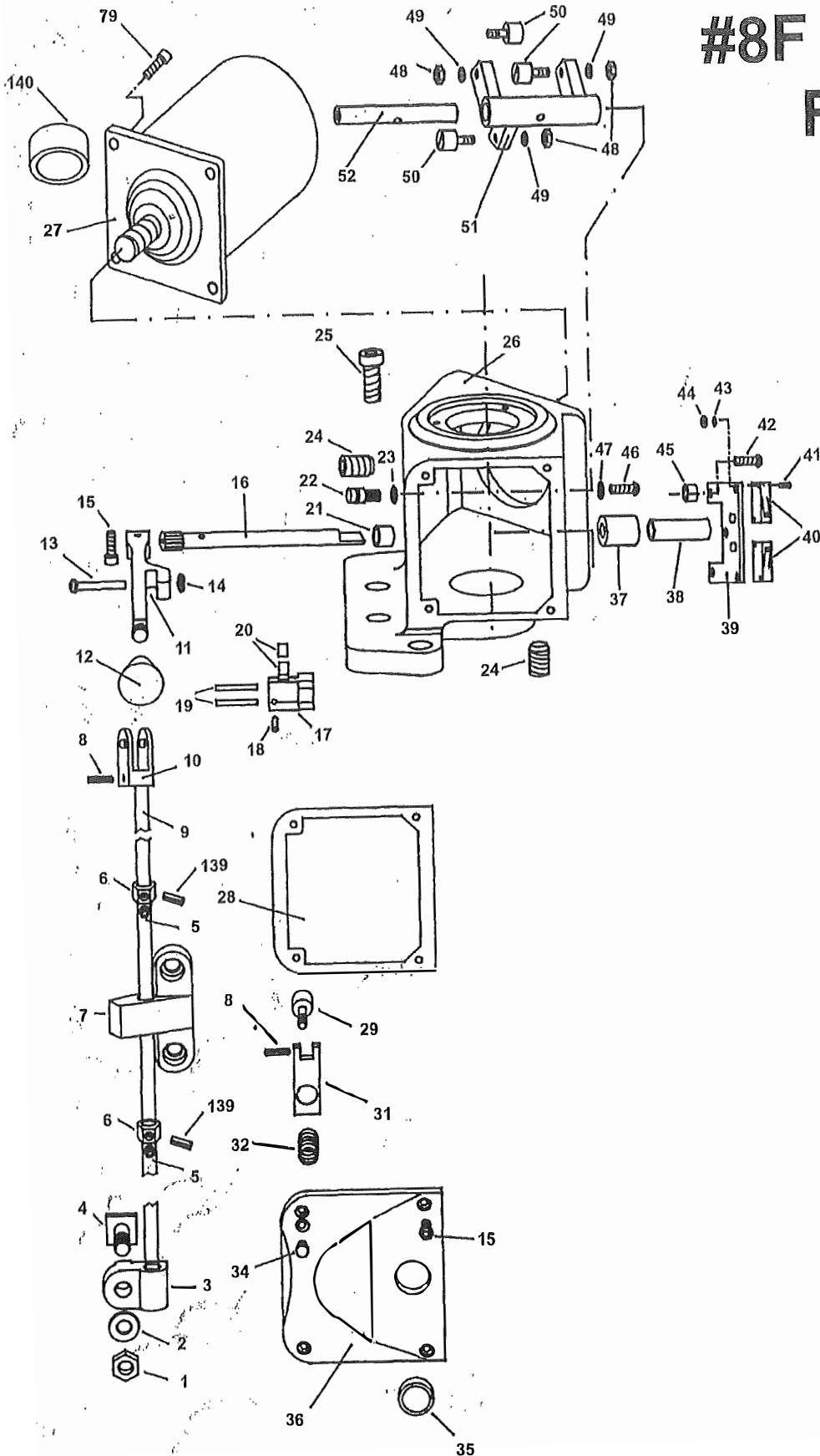
SPARE PARTS

Item	Part No.	Description
56	038-0125	Ballcrank Handle Assy
54	1166	Hex Jam Nut
55	038-0155	Washer
56	1168	Dial Locknut
57	1169	Dial
58	038-0131	Take-up Cap
59	038-0132	Dial Holder
61	038-0133	Bearing
62	038-0134	Retaining Ring
63	038-0135	Spring
64	038-0136	Driven Clutch
65	038-0137	Retaining Ring
66	038-0138	Thrust Bearing
67	038-0139	Driver Clutch Assy
68	012-0141	SHCS (3)
69	038-0186	Drive Shaft Gear
70	012-0142	SHCS
71	038-0142	Hub Gear
72	038-0144	Thrust Washer
73	1179	Key
74	017-0040	Key
75	038-0147	Drive Shaft
76	038-0174	Coupling
77	013-0065	Taper Pin
78	012-0143	SHCS (3)

8F POWER FEED



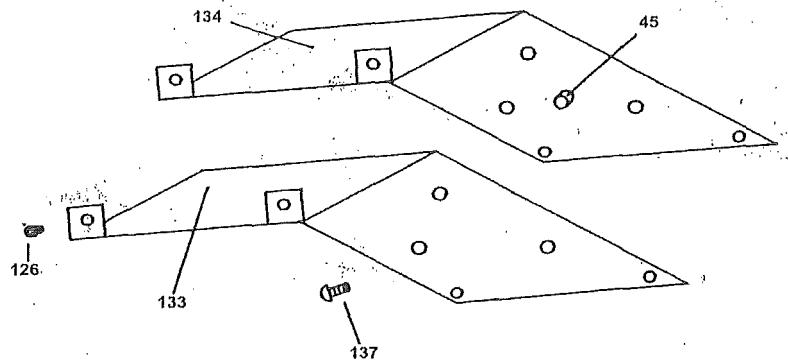
#8F POWER FEED



SPARE PARTS

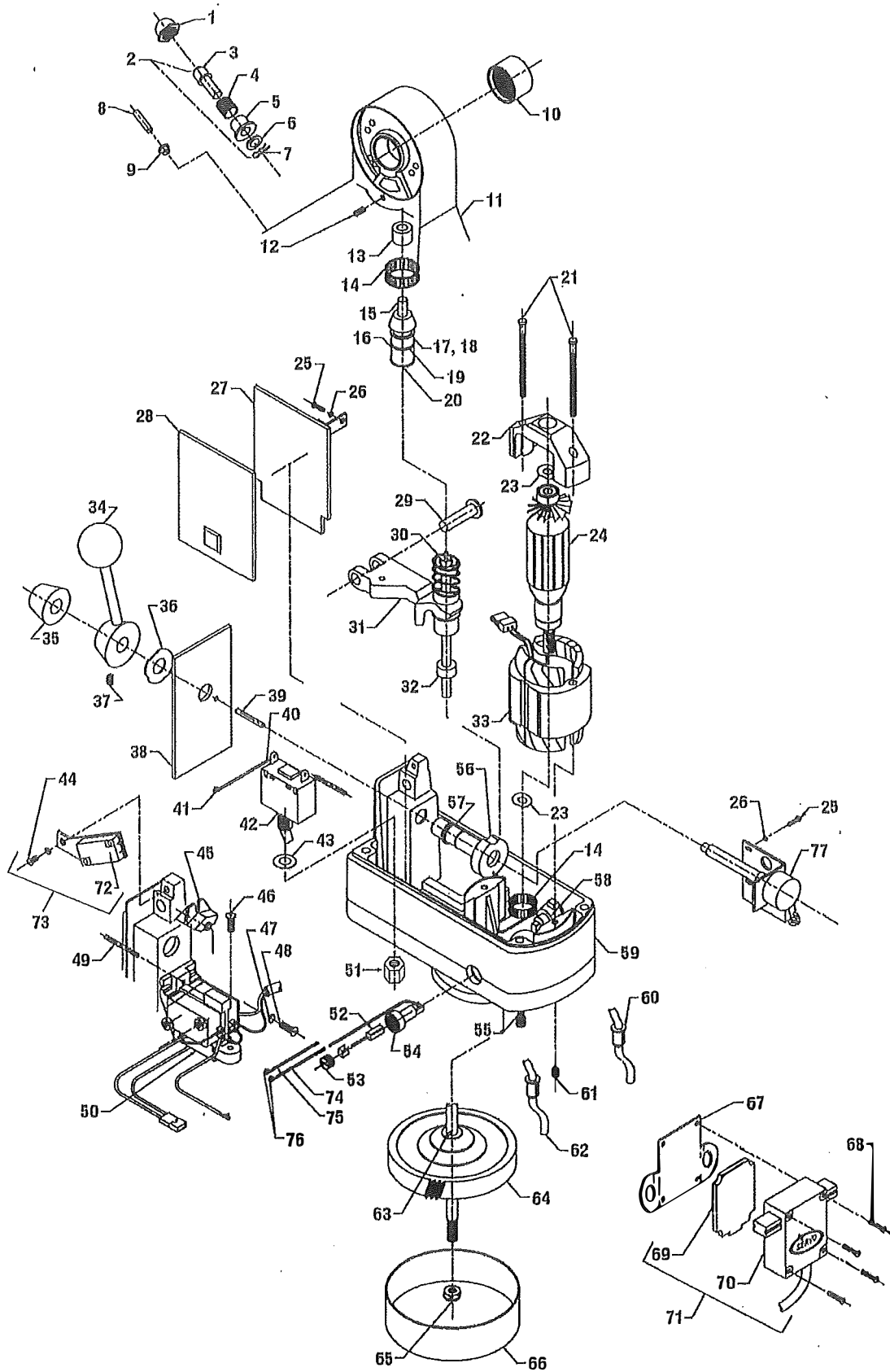
8F POWER FEED

Item	Part No.	Description	Item	Part No.	Description
1	1205	Hex Nut (2)	*	019-0029	Wave Spring
2	038-0102	Washer (2)	*	038-0291	Motor Cable Wire
3	038-0104	Stop Rod Guide (2)	*	038-0277	Motor Wire Copper Clip
4	1203	Square Head Bolt (2)	*	038-0307	Motor Grip Cord
5	1307	Socket Set Screw (2)	*	038-0288	Safety Handle Retention Spring
6	038-0107	Stop Collar (2)	28	038-0172	Cover Gasket
7	038-0108	Stop Rod Bracket	29	038-0168	Pivot CAM
8	013-0058	Roll Pin	31	038-0170	Cam Lever Follower
9	038-0109	Stop Rod, 42" Table	32	038-0169	Spring
	038-0110	Stop Rod, 48" Table	34	038-0164	Allen Nut
	038-0111	Stop Rod, 58" Table	35	038-0165	Glass Oil Sight
10	038-0105	Rod Fork	36	038-0167	Cover Power Feed
	038-0106	Rod Fork, 58" Table	37	038-0161	Shaft Seal
11	038-0116	Control Lever	38	038-0162	Bronze Bushing
12	038-0114	Black Knob	39	038-0163	Switch Plate
13	038-0113	Fork Pin	40	038-0154	Limit Switch
14	038-0115	Retaining Ring	41	012-0138	RHMS
15	012-0136	Socket Head Cap Screw	42	012-0139	PHMS
16	038-0117	Clutch Shaft	43	038-0156	Washer
17	038-0176	CAM	44	015-0040	Hex Nut
18	1295	Roll Pin	45	038-0158	Spacer
19	013-0064	Roll Pin	46	012-0149	RHMS
20	038-0178	CAM Roller	47	038-0160	Washer w/ Internal Screw
21	038-0118	Bronze Bushing	48	015-0018	Hex Nut
22	038-0122	Shoulder Pivot	49	038-0149	Washer
23	1038-26	O-Ring	50	038-0150	Cam Follower
24	038-0119	Pipe Plug	51	038-0151	Shifting Fork
25	1175	Socket Head Cap Screw	52	038-0152	Pivot Shaft
26	038-0166	Main Housing	79	012-0060	SHCS
27	038-0383	Motor	126	038-0264	BHCS
*	038-0266	Wiring Harness	133	038-0272	Bottom Cover
*	038-0281	Brush (2)	134	038-0273	Cover Gasket
*	038-0282	Brush Cap (2)	137	038-0276	PHMS
*	038-0283	Brush Holder (2)	139	038-0278	Roll Pin
*	038-0284-A	Armature Assy	140	038-0279	Motor End Cap
*	038-0285	Field Assy			
*	038-0286	P.E. Bearing			
*	038-0287	S.E. Bearing			



SERVO POWER FEED

TYPE 140 POWER FEED



SPARE PARTS

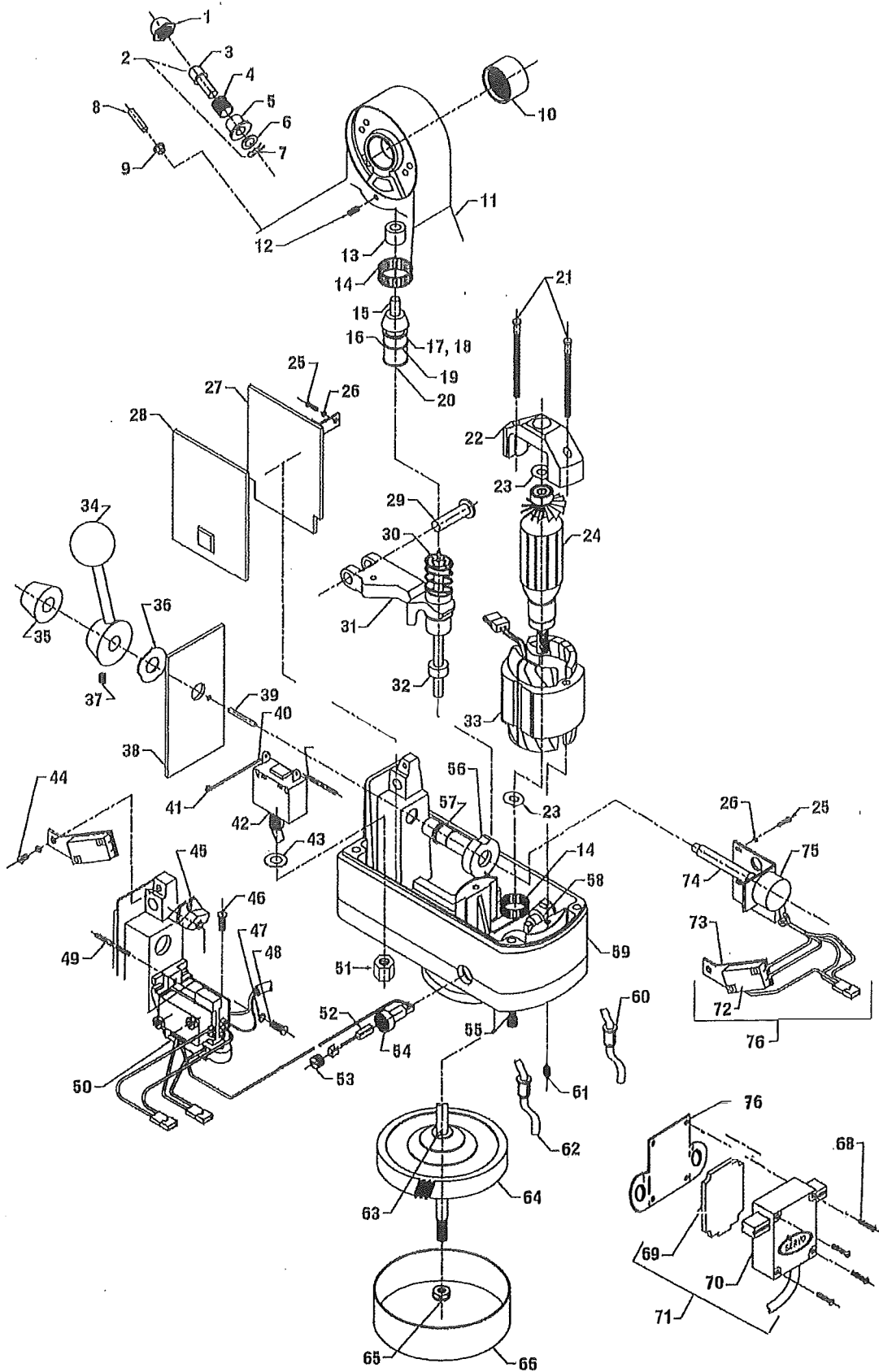
Item	Part No.	Description
1	2499	Hex Seal Boot
2	5882	Rapid Switch Plunger Assy
3	4883	Rapid Switch Plunger
4	03039	Compression Spring
5	4884	Rapid Switch Housing
6	30340	Washer
7	03038	Cotter Hair Pin
8	5064	Light Pipe
9	03103	Mtg. Grommet (for pilot light)
10	00650	Needle Bearing
11	4854-14	Top Housing
12	03114	Nylon Slot Set Screw
13	00502	Needle Bearing
14	00982	Tolerance Ring
15	3509	Upper Drive Shaft Assy
16	1364	Upper Shaft Spacer
17	04241	Wick Drip Seal
18	04242	Wick Drip Seal
19	00984	O-Ring
20	00983	Retaining Ring
21	03034	Slot Screw
22	4891	Top Bearing Mount
23	00555	Wavy Washer
24	1767-4	Armature & Bearing Assy
25	00525	Phil Pan Head Screw
26	00524	Internal Lock Washer
27	5087	Circuit Board Assy
28	6193	Insulator Assy
29	04761	Rivet
30	5528	Lift Fork Spring
31	4913	Lift Fork Assy
32	01221	Bearing
33	1786-4	Motor Field Assy
34	4918	Control Handle Assy
35	6225	Speed Control Knob
36	02842	Spring Washer
37	03682	Socket Set Screw
38	6262-2	Nameplate
39	00596	Roll Pin

SERVO 140 POWER FEED

Item	Part No.	Description
40	03104	Red Wire
41	02258	Terminal Pin
42	04103	Circuit Breaker Switch
43	04863	Washer
44	00527	Phil Pan Head Screw
45	5098	Actuator Switch
46	01930	Phil Pan Head Screw
47	00918	Lockwasher
48	01285	Phil Pan Head Screw
49	4992	Switch Actuator Pin
50	5091-2	Reversing Switch
51	59400	Protective Nut
52	01283	Motor Brush
53	00573	Brush Cap
54	01282	Brush Holder
55	03074	Socket Head Cap Screw
56	5530-2	Cam Assy
57	5037	Cam Spacer
58	5387	Insulator Brush
59	4853-12	Bottom Housing
60	4894	Strain Relief
61	00703	Socket Set Screw
62	06701	Power Cord Assy
63	1788	Helical Gear Pin
64	4737	Zytel Gear Assy
65	01009	Lock Nut
66	2974	Bottom Cover
67	0272	Limit Switch Bracket
68	06928	Phil Pan Head Screw
69	59098	Limit Switch Cover
70	59097	Limit Switch Box
71	2023-10	Limit Switch Assy
72	03035	Rapid Switch
73	5092	Rapid Switch Assy
74	00638	Wire - Red
75	03138	Wire - Green
76	02526	Terminal Pin
77	5085	Potentiometer Assy

SERVO POWER FEED

TYPE 150 POWER FEED


















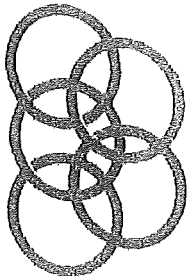









SPARE PARTS

Item	Part No.	Description
1	2499	Hex Seal Boot
2	5882	Rapid Switch Plunger Assy
3	4883	Rapid Switch Plunger
4	03039	Compression Spring
5	4884	Rapid Switch Housing
6	30340	Washer
7	03038	Cotter Hair Pin
8	5064	Light Pipe
9	03103	Mtg. Grommet (for pilot light)
10	00650	Needle Bearing
11	4854-14	Top Housing
12	03114	Nylon Slot Set Screw
13	00502	Needle Bearing
14	00982	Tolerance Ring
15	3509	Upper Drive Shaft Assy
16	1364	Upper Shaft Spacer
17	04241	Wick Drip Seal
18	04242	Wick Drip Seal
19	00984	O-Ring
20	00983	Retaining Ring
21	03034	Slot Screw
22	4891	Top Bearing Mount
23	00555	Wavy Washer
24	1767-4	Armature & Bearing Assy
25	00525	Phil Pan Head Screw
26	00524	Internal Lock Washer
27	5567	Circuit Board Assy
28	6193	Insulator Assy
29	04761	Rivet
30	5528	Lift Fork Spring
31	4913	Lift Fork Assy
32	01221	Bearing
33	1766-2	Motor Field Assy
34	4918	Control Handle Assy
35	6225	Speed Control Knob
36	02842	Spring Washer
37	03682	Socket Set Screw
38	6262	Nameplate
39	00596	Roll Pin














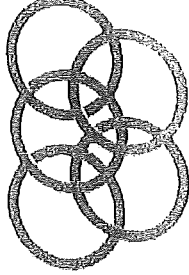








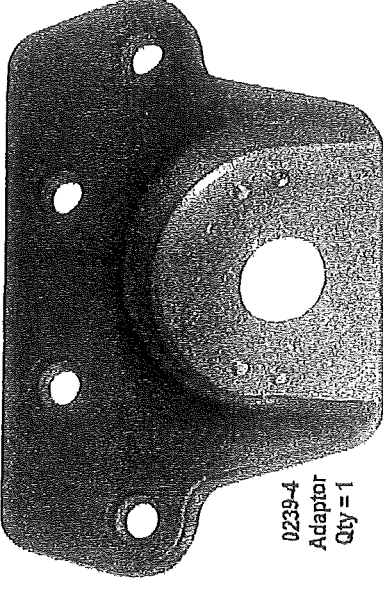
SERVO 150 POWER FEED

Item	Part No.	Description
40	03104	Red Wire
41	02258	Terminal Pin
42	04103	Circuit Breaker Switch
43	04863	Washer
44	00527	Phil Pan Head Screw
45	5098	Actuator Switch
46	01930	Phil Pan Head Screw
47	00918	Lockwasher
48	01285	Phil Pan Head Screw
49	4992	Switch Actuator Pin
50	5571	Reversing Switch
51	59400	Protective Nut
52	01283	Motor Brush
53	00573	Brush Cap
54	01282	Brush Holder
55	03074	Socket Head Cap Screw
56	5530-2	Cam Assy
57	5037	Cam Spacer
58	5387	Insulator Brush
59	4853-12	Bottom Housing
60	4894	Strain Relief
61	00703	Socket Set Screw
62	06701	Power Cord Assy
63	1788	Helical Gear Pin
64	4737	Zytel Gear Assy
65	01009	Lock Nut
66	2974	Bottom Cover
67	0272	Limit Switch Bracket
68	06928	Phil Pan Head Screw
69	59098	Limit Switch Cover
70	59097	Limit Switch Box
71	2024-7	Limit Switch Assy
72	03035	Rapid Switch
73	4895	Rapid Switch Bracket
74	5104	Potentiometer Pilot
75	01414	Potentiometer
76	5568	Potentiometer Assy

































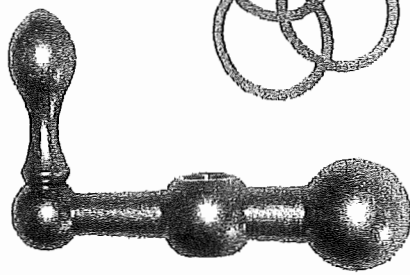
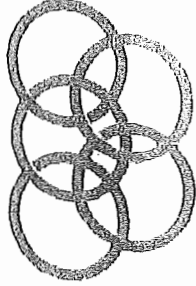






M-0200 TABLE FEED PARTS IDENTIFICATION LIST

								00579 Clamp Qty = 1	01050 Clamp Qty = 1	00688 Phillips Pan Hd Screw Qty = 1	0266 Limit Switch Gasket Qty = 1	0272 Limit Switch Bracket Qty = 1	06928 Phillips Pan Hd Screw Qty = 4	0271 Limit Switch Spacer Qty = 2	00585 Soc Hd Cap Screw Qty = 2	
										00689 Hex Hd Bolt Qty = 2	0247 Stop Nut Qty = 2	0251 Limit Stop Qty = 2	01115 Lock Nut Qty = 1	01251 Brass Shim Qty = 5	01252 Plastic Shim Qty = 2	0237 Bevel Gear Qty = 1
																
0589-32 .032 Shim Qty = 2	0589-16L .016 Shim Qty = 2	0246 Bearing Race Qty = 1	00586 Soc Hd Cap Screw Qty = 2	00595 Roll Pin Qty = 2	00596 Roll Pin Qty = 2	0239-4 Adaptor Qty = 1										










M-0206 TABLE FEED PARTS IDENTIFICATION LIST

	00689 Hex Hd Bolt Qty = 2		0247 Stop Nut Qty = 2		0251 Limit Stop Qty = 2		0266 Limit Switch Gasket Qty = 1		0272 Limit Switch Bracket Qty = 1		06928 Phil Pan Hd Screw Qty = 4		0271 Limit Switch Spacer Qty = 2		00585 Soc Hd Cap Screw Qty = 2
	05161 SHCS w/Nylock Qty = 1		57487 Washer Qty = 1		6977 Key Qty = 1		57449 Clutch Qty = 1		58598 Shaft Extension Qty = 1		01251 Brass Shim Qty = 5		01252 Plastic Shim Qty = 2		0237-2 Bevel Gear Qty = 1
	58984 SHCS w/Nylock Qty = 1		05894 Soc Set Screw Qty = 1		0589-32 .032 Shim Qty = 5		0589-16L .016 Shim Qty = 3		0470 Bearing Race Qty = 1		00586 Soc Hd Cap Screw Qty = 3		0239-4 Adaptor Qty = 1		

M-0250 CROSS FEED PARTS IDENTIFICATION LIST

	00579 Clamp Qty = 1		1171 Limit Switch Bracket Qty = 1		0266 Limit Switch Gasket Qty = 1		0361 Limit Switch Bracket Qty = 1		00613 Phil Flat Head Screw Qty = 2		06928 Phil Pan Head Screw Qty = 4		1750 Limit Switch Bar Qty = 1		00670 Soc Head Cap Screw Qty = 2
	01050 Clamp Qty = 1		1171 Limit Switch Bracket Qty = 1		0266 Limit Switch Gasket Qty = 1		0361 Limit Switch Bracket Qty = 1		00613 Phil Flat Head Screw Qty = 2		06928 Phil Pan Head Screw Qty = 4		1750 Limit Switch Bar Qty = 1		00670 Soc Head Cap Screw Qty = 2
	00614 Key Qty = 1		0533 Shaft Extension Qty = 1		01115 Lock Nut Qty = 1		1536 Stop Stud Qty = 2		1537 Stop Ring Qty = 2		01082 Hex Nut Qty = 2		1752 Trip Rail Qty = 1		01161 Button Head Cap Screw Qty = 2
	00614 Key Qty = 1		0533 Shaft Extension Qty = 1		01115 Lock Nut Qty = 1		1536 Stop Stud Qty = 2		1537 Stop Ring Qty = 2		01082 Hex Nut Qty = 2		1752 Trip Rail Qty = 1		01161 Button Head Cap Screw Qty = 2
	0335 Handcrank Assembly Qty = 1		01251 Brass Shim Qty = 5		01252 Plastic Shim Qty = 2		0237 Bevel Gear Qty = 1		0589-32 .032 Shim Qty = 2		0589-16L .016 Shim Qty = 2		0334 Bearing Race Qty = 1		00602 Soc Head Cap Screw Qty = 2

M-0280 KNEE FEED PARTS IDENTIFICATION LIST


-  00669 Phil Pan Head Screw Qty = 1
-  01050 Clamp Qty = 1
-  01095 Phil Flat Head Screw Qty = 1
-  1171 Limit Switch Bracket Qty = 1
-  0266 Limit Switch Gasket Qty = 1
-  1133 Limit Switch Bracket Qty = 1
-  1350 Standoff Qty = 2
-  00623 Soc Head Cap Screw Qty = 2
-  06928 Phil Pan Head Screw Qty = 4



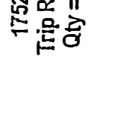
11
01161
Burton Head
Cap Screw
Qty = 2



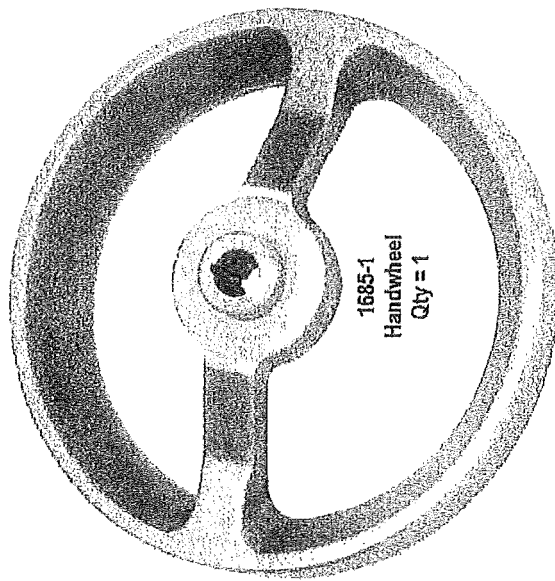
1537
Stop Ring
Qty = 2




1536
Stop Stud
Qty = 2



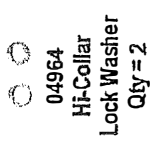
1752
Trip Rail
Qty = 1



1685-1
Handwheel
Qty = 1



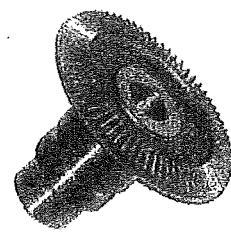
00586
Soc Head
Cap Screw
Qty = 2




04964
Hi-Collar
Lock Washer
Qty = 2



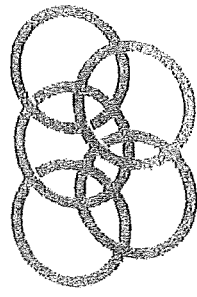
01082
Hex Nut
Qty = 2



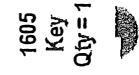
0237
Bevel Gear
Qty = 1



01252
Plastic Shim
Qty = 2




01251
Brass Shim
Qty = 5



1605
Key
Qty = 1



00564
Roll Pin
Qty = 1



00614
Key
Qty = 1



01169
SS Washer
Qty = 1



01115
Lock Nut
Qty = 1



1619
Shaft Extension
Qty = 1



1616
Bearing Race
Qty = 1




0589-16L
.016 Shim
Qty = 2



0589-32
.032 Shim
Qty = 2

MAXI TORQUE-RITE POWER DRAWBARS

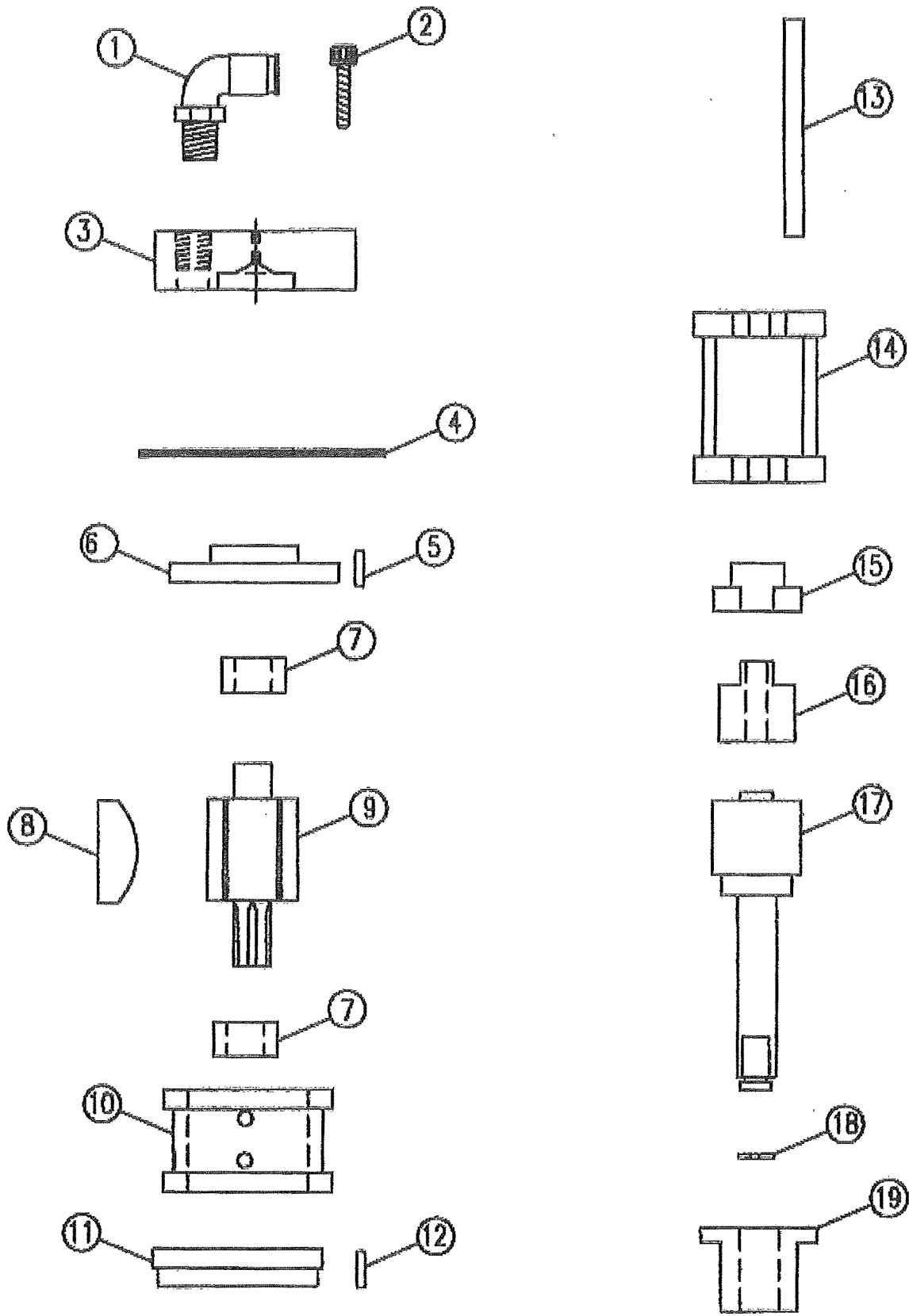


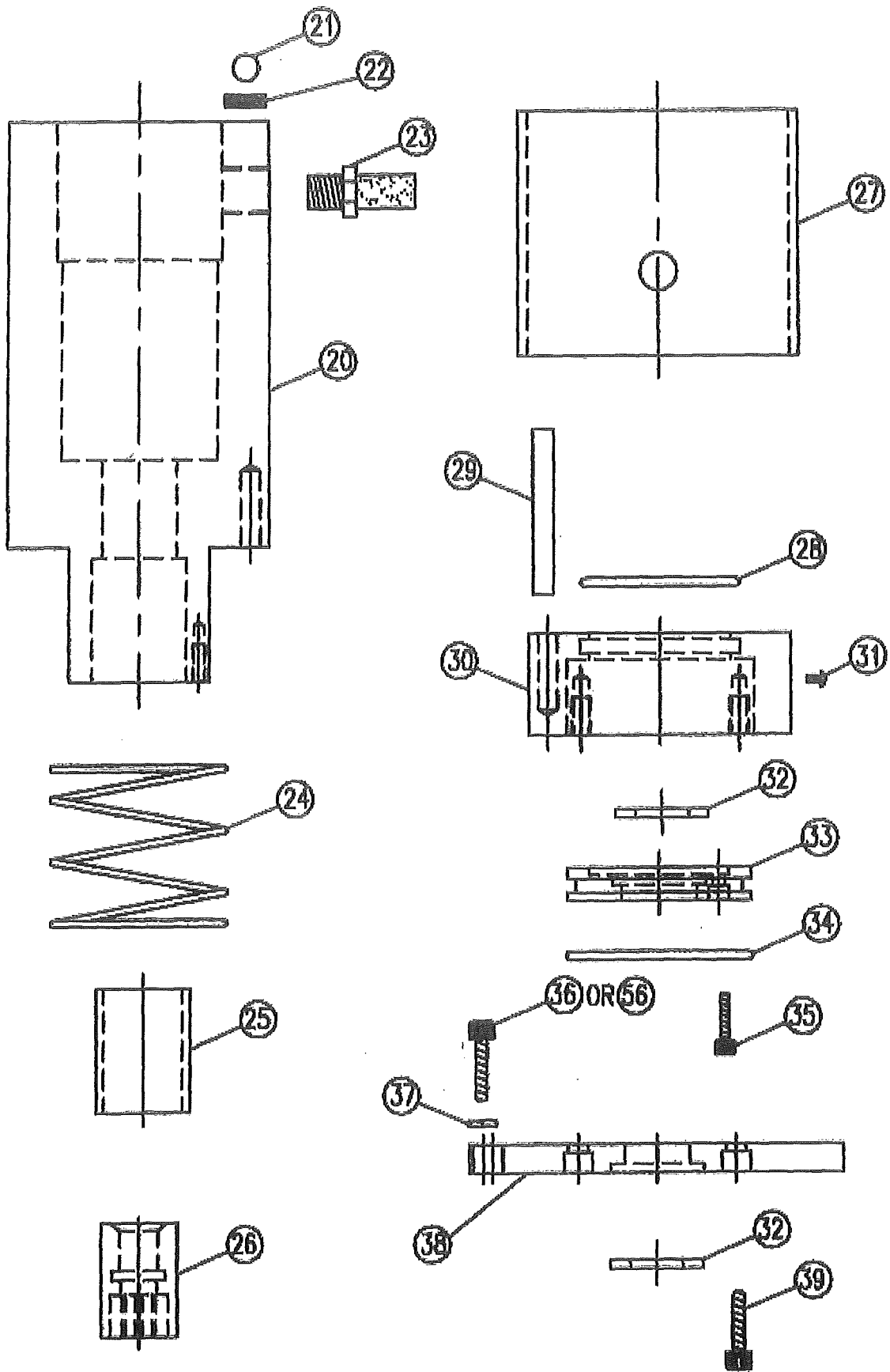
- Slim design and powerful air cylinder can deliver up to 40-50 foot pounds of torque on the tool holder, not 15-25 like the competition.
- Has less moving parts and O-rings to deliver years of trouble free service.
- Drawbars are made from 4140 pre hard (28-32RC) threads that are roll formed for longer life. Spacers and spline heads are heat treated.
- Come complete with filter, regulator, lubricator, drawbar, extra long air hose, bottle of air tool oil, grease and all mounting hardware.

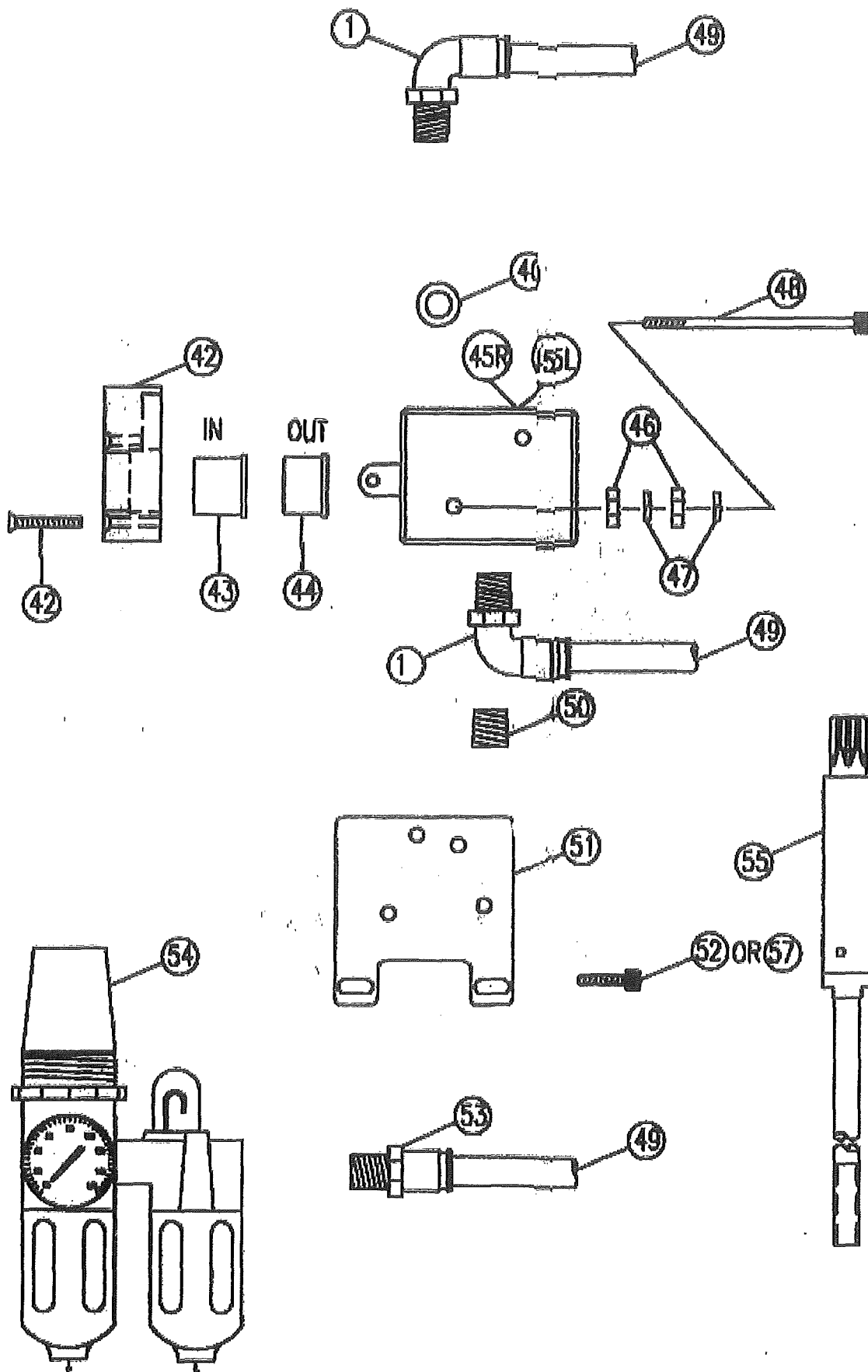
TR-100/DB-100 – Series I Bridgeport Variable Speed

TR-101/DB-101SP – Series I Bridgeport Step Pulley

Maxi Torque-Rite Power Drawbar Parts List







SPARE PARTS

MAXI TORQUE-RITE POWER DRAWBAR

Item	Part No.	Description	Item	Part No.	Description
1	K010005	90 Degree Fitting	30	TR-222	Cylinder
2	D030006	Socket Head Cap Screw	31	D130001	Rivet
3	TR-200	Shuttle Valve Cap	32	TR-223	Thrust Washer
4	TR-202	Gasket	33	TR-224	Piston
5	TR-203	Pin	34	L010001	O-Ring
6	TR-204	Top End Plate	35	D030004	Socket Head Cap Screw
7	TR-205	Bearing	36	D030003	Socket Head Cap Screw
8	TR-206	Rotor Blade	37	D060002	1/4 Lock Washer
9	TR-207	Rotor	38	TR-225	Base Plate
10	TR-208	Cylinder	39	D030005	Socket Head Cap Screw
11	TR-209	Bottom Plate	40	L010003	O-Ring
12	TR-210	Pin	41	D090003	Flat Head Cap Screw
13	TR-211	Hammer Pin	42	TR-235	Face Plate
14	TR-212	Hammer Gage	43	TR-226	In Button
15	TR-213	Drive Cam	44	TR-227	Out Button
16	TR-214	Hammer Dog	45R	TR-228	Out Valve Assy
17	TR-215	Anvil	45L	TR-229	In Valve Assy
18	TR-216	Anvil Collar	46	D080001	#10 Hex Nut
19	TR-217	Anvil Bushing	47	D060001	#10 Lock Washer
20	TR-218	Housing	48	D030001	Socket Head Cap Screw
21	A020001	Nylon Ball	49	K020004	3/8 x 10' Tubing
22	D120001	Nylon Washer	50	K030001	Pipe Plug
23	K010001	Muffler	51	TR-230	Control Head Bracket
24	F010001	Spring	52	D030002	Socket Head Cap Screw
25	TR-219	Socket Sleeve	53	K010006	Straight Fitting
26	TR-220	Socket	54	TR-231	F.L.R. Assy
27	TR-221	Housing Guard	55	DB-???	Drawbar Assy (# varies)
28	L010002	O-Ring	56	D090001	Socket Head Cap Screw (metric)
29	D100001	Dowel Pin	57	D090002	Socket Head Cap Screw (metric)

**ADDITIONAL
ACCESSORIES
FOR
BRIDGEPORT
MILLING
MACHINE
SERIES I**

Acu-Rite Digital Readouts

Made in USA (Glass made in Germany)



Display	Number of Axes	Reference Points/ Tool Data	Functions
DRO100 Digital Readout for general applications <ul style="list-style-type: none"> • 7" TFT color display • Splash-proof membrane keyboard 	1, 2, or 3	1 datum	General: <ul style="list-style-type: none"> • Absolute/incremental display • mm/inch switching Turning: <ul style="list-style-type: none"> • Radius/diameter display
DRO203 Digital readout for milling, drilling, boring mills, and lathes <ul style="list-style-type: none"> • 7" TFT color display • Splash-proof full-travel keyboard 	Up to 3	10 datums 16 tools	General: <ul style="list-style-type: none"> • Distance-to-go display with graphic positioning aid Milling and Drilling: <ul style="list-style-type: none"> • Probing function using tool • Tool radius compensation • Hole patterns (circular and linear) Turning: <ul style="list-style-type: none"> • Radius/diameter display • Separate/sum display
DRO300 Digital readout for milling, drilling, boring mills, and lathes <ul style="list-style-type: none"> • 7" TFT color display • Program memory • Splash-proof full-travel keyboard • Switching input/output (via IOB 610) • Up to six encoder inputs with the IB 2X 	Up to 4	10 datums 99 tools	General: <ul style="list-style-type: none"> • Distance-to-go display with graphic positioning aid • Program memory for up to 8 programs with 250 steps each Milling and Drilling: <ul style="list-style-type: none"> • Probing functions for KT edge finder • Tool radius compensation • Hole patterns (circular and linear) Turning: <ul style="list-style-type: none"> • Taper calculator • Radius/diameter display • Separate/sum display

Bridgeport Table Size	2-Axis Scale Sizes	3rd Axis Size (Quill)	3rd Axis Size (Knee)
36"	12" x 24"	4"	16"
42"	13" x 32"	4"	16"
48"	13" x 35"	4"	16"
49"	13" x 36"	4"	16"

Acu-Rite Millpwr G2



For more than 40 years, machinists have trusted ACU-RITE to provide affordable, practical solutions to the challenges they face every day. That tradition continues with MILLPWR G2 by ACU-RITE, a versatile 2- or 3-axes control/3-axes readout system that satisfies the need for both manual and automated operations for milling machines.

Faster set-ups, shorter run times and a major boost in productivity are just one "powerful easy" retrofit away. The new MILLPWR G2 control and retrofit kits can turn just about any knee mill into a powerhouse money-maker.

USB and Ethernet compatible, it features a bright 12.1" high resolution display, 1 GHz processor and plenty of programming capabilities - estimated runtimes, expanded tool/datum offsets, enhanced tool paths, plus a DFX converter.

The unit must be installed by a certified MillPWR Technician. Please call to discuss the cost of install if you are interested. 800-285-5271 or email elecrepair@hwmachinerepair.com

Mitutoyo Digital Readouts

Made in Japan



Mitutoyo's Linear Scale System tightly couples linear scale units with dedicated Digital Readout (DRO) units to offer accurate detection and display of axial displacement for machine tools and measuring equipment. The Linear Scale System can be configured to best meet your specific application, whether it be machining or measuring, just by choosing a suitable combination of

scale unit and display unit. The Linear Scale System has superior ease-of-use and is reliable, both of which are features that can dramatically improve machining accuracy and efficiency.

Features:	Package Includes:
<ul style="list-style-type: none"> ● Absolute and incremental modes (10 presets each) ● Calculation functions ● Non-linear and linear error compensation ● Adjustable high-brightness, high-refresh rate LED display ● Scale test feature ● Selectable resolution down to 0.0001" or better ● IP67 Rating 	<ul style="list-style-type: none"> ● KA-200 Counter ● Mounting Brackets ● Counter Tray ● Linear Scales with Cables ● **5 Year Limited Warranty

SKU 64PKA058A - 12" x 30" 2-axis system used with Bridgeports with a 42" table

SKU 64PKA059A - 12" x 36" 2-axis system used with Bridgeports with a 48" table

For more options or questions, please call us at 800-285-5271

Newall Digital Readouts

Made in Mexico



Newall's Digital Readout Systems offer exceptional value with leading edge technology and productivity enhancing features. Designed for use with the Spherosyn and Microsyn linear encoders, the DRO Systems are well known for providing the best solutions for any machine application. With rugged die cast chassis and wipe-clean front panels, these displays are built to last.

Available in 1, 2 or 3 axes
 Intuitive Message Window
 Solid cast construction
 Panel Mount Version Available

Clean, Crisp, Easy to Read LEDs
 Long Life Membrane Keypad
 Safe, Low Voltage Power Supply

DP700 Features Include:

Feed Rate Display
 Line Hole Routine
 Programmable Memory/Teach
 Tool Offsets
 Axis Vectoring/Summing
 RS232 Output
 Languages: English, French, German, Spanish, Italian, Turkish, Czech, Russian, Portugues, Danish

Bolt Hole Circle Routine
 Arc Contouring
 Polar Coordinates
 Taper Calculations
 Linear and Segmented Error Comp.
 Undo

BP Table Size	2-Axis System	3rd Axis - Quill	3rd Axis - Knee
36"	DP70021100/1 12" x 24"	Add to SKU: Q06 6" Encoder Assy	Add to SKU: K16 16" Encoder Assy
42"	DP70021100/2 12" x 30"	Add to SKU: Q06 6" Encoder Assy	Add to SKU: K16 16" Encoder Assy
48"	DP70021100/3 12" x 36"	Add to SKU: Q06 6" Encoder Assy	Add to SKU: K16 16" Encoder Assy

Servo Power Feed Units

Made in USA



Get a smoother surface finish, higher accuracy and better repeatability. Reduce operator fatigue and increase your productivity, while you increase tool life. With SERVO Products' electronically controlled power feeds.

Now, your class 1 manual mill can deliver semi-automated machining with superior speed regulation, ramping and dynamic braking. Plus Servo Products' power feeds feature an integral safety clutch and circuit breaker for overload protection.

	Type 140	Type 150	Type 200
Semi-automated machining on Class 1 mills to 3HP	yes	yes	To 5HP
Peak Torque:	To 140 in-lb / 15.8 Nxm	to 150 in-lb / 17 Nxm	to 200 in-lb / 22.6 Nxm
Intermittent torque:	105 in-lb / 11.9 Nxm	120 in-lb / 13.6 Nxm	150 in-lb / 17 Nxm
Continuous torque:	90 in-lb / 10.2 Nxm	100 in-lb / 11.3 Nxm	120 in-lb / 13 Nxm
Variable Feed Rate:	075-25 ipm / 19-635 mm/mmin (table & cross); 0-12 ipm / 0-305 mm/min (knee)	.50-35 ipm / 13-889 mm/min.	.5 - 12 ipm / 13-305 mm/min. (knee)
Rapid Traverse:	35 ipm / 889 mm/min. (table and cross); 12 ipm / 305 mm/min. (knee)	35 ipm / 889 mm/min.	15 ipm / 381 mm/min. (knee)
Gear Reduction Ratio:	72:1	72:1	72:1
Helical gearing and torque limiting friction safety clutch	yes	yes	yes
Electrical:	110V, 50-60 Hz, 2.5 Amps	110V, 50/60 Hz, 3 Amps.	110V, 50/60 Hz, 3 Amps.
Approximate Weight:	15 lb. / 6.8 kg	15 lb. / 6.8 kg	21 lb. / 6.8 kg

Servo Power Feeds for Bridgeport

M-0200-140 (M-KIT#-Type)

Kits	Type 140	Type 150	Type 200
Stand Alone (ECF)	ECF-140 (table or cross) ECF-140KNEE (knee)	X	X
Standard Table (0200)	X	X	
To replace BP electronic feeds 6F or 8F (0206)	X	X	
To replace BP gear driven feed (0225)	X	X	
Cross Feed Y-Axis (0250)	X	X	
Knee Feed Z-Axis (0280)	X		X

Dynamo Power Feeds

Owned by Servo
Made in Taiwan




The Dynamo power feed is a good option for hobby machinists who want the service quality of Servo but at a cheaper price. These units are perfect for those who use their machines in small doses. **These are not recommended for production shops or factories.**

D-1000X - X-Axis Table Feed

D-1000Y - Y-Axis Cross Feed

D-1000Z - Z-Axis Knee Feed

Variable Frequency Drive Kits



AC Variable Speed Drive

Retro-fit package for Bridgeport type milling machines

Technological break-through to enhance your existing milling machine

Fully enclosed, solid state heads-up controls with finger tip speed control!

- Eliminate- Variable drive discs and their annoying maintenance problems forever.
- Imports- No more hard to find variable drive replacement parts.
- Convert- Your step pulley head into a more productive variable speed head in less than 1 hour with 65 to 5000 RPM's.
- No holes to drill or tap on a Bridgeport variable speed or step pulley type milling machine.
- 2 year limited factory warranty.
- Comes complete with Baldor 3 HP Super-E premium motor, Baldor inverter, control panel, mounting bracket, pulleys, V-belt, and

all hardware necessary for installation.

- NEMA 1 standard inclosure
- Interfaces with most CNC controls.
- Aluminum die cast control panel enclosure.
- Oil tight switches for years dependable service.
- Built in dynamic braking 3 seconds braking (standard)
- Speeds can be tailored to your exact needs.
- Also available for other equipment like Lathes, Grinders, and mills or machinery where speed control is needed.
- Available from 3 HP to 50 HP.

SKU SRVS100-3-220V or SRVS100-3-440V

**Must indicate Step Pulley or Variable Speed Head



Servo Brand VFD Units update your mill with an electronic speed control. It has excellent low RPM torque and completely eliminates the sliding variable speed pulleys. Motor included in price.

Features:

- 50 to 500 RPM in low and 500 to 5,000 RPM in high
- Bright blue LED display
- 10 turn potentiometer for accurate speed control
- Spindle rotation is always correct
- Sensorless vector control
- Integrated dynamic braking resistor for quick forward/ reverse changes, like tapping applications
- Pulleys, belts, and mounting hardware included
- 4 Preset spindle speeds in addition to one main speed for fast speed selection
- Tapping function reverses spindle at the user set depth to automatically reverse the spindle and back out the tap

SKU: M-0910P-3-230	Variable Speed 3 Phase - 230V
M-0910P-230S	Step Pulley 3 Phase - 230V
M-0910P-3-460	Variable Speed 3 Phase - 460V
M-0910P-3-230-1	Variable Speed Single Phase - 230V
M-0910P-3-230-1S	Step Pulley Single Phase - 230V



The Frequency Drive System is for machine shops, home shops, or tool rooms with single phase power or for machines with 3-phase power on a "step pulley" head that would like the convenience of variable speed control. Using the VFD (Variable Frequency Drive) allows the operator to change spindle speeds by turning the speed dial and watching the readout display on the VFD box.

The unit is sold as a kit with all parts required for mounting & connecting the unit to your motor. The kit includes the following:

- Variable Frequency Drive Unit- See below to pick your unit
- Mounting Box to hold the VFD
- Mounting Arm for the system
- All required electrical wires and connectors
- Step-by-Step Installation Instructions
- VFD Operators Manual
- H&W Tool Free Support at 800-285-5271

SKU VFD1HP or VFD1HP-A

Indicate which of the following you will need:

- 120V - 1 Phase
- 220V - 1 Phase
- 220V - 3 Phase
- 440V - 3 Phase

Palmgren Vises

Since 1919, Palmgren has offered the highest quality multi-function workholding and positioning products, delivering cost-saving solutions with more choices and value than any other source. High-quality manufacturing eliminates jaw play, maintains smooth motion, and excels in demanding precision tasks like grinding and EDM. Versatile designs allow for a variety of workholding needs alone or in combination with other machines.

- Convert your drill press into a versatile precision machine for milling, routing, cutting, indexing, and shaping.
- Make horizontal, vertical, or angle work on your milling machine or machining center a breeze. Smooth rotary action and easy angle adjustments improve precision and productivity.
- Improve productivity and accuracy in layout, positioning, and inspection applications.
- Add a new layer of precision with Dual Force Machine Vices, designed for demanding part clamping while improving workholding efficiencies. Two-axis force reduces jaw deflection and produces all-directional alignment, preventing parts from lifting upward.



SKU 9626604



SKU 9625929

Edge Technology

Take the Pain out of Tramming

The Pro Tram makes the process of tramming a mill fast, easy, and accurate




The Pro Tram

SKU 01-000 - 1/2" & 0.001"
SKU 09-000 - 1/2" & 0.0005"



Vise Jaw Stop

SKU 14-000



Parallel Separator

SKU 49-000



Two Position Vise Handle

SKU 50-000



Indicator Holder (Clamp Mount)
SKU 43-000



Indicator Holder (Shank Mount)
SKU 44-000



Mill Caddy
SKU 06-000



Mill Organizer
SKU 29-000



Tailstock Alignment Bar
SKU 27-000

Trusty-Cook Dead Blow Hammers



Trusty-Cook, Inc., invented and developed the original line of polyurethane Dead Blow Hammers. Put the best American made quality to work for your company today!

- Steel canister and rod are welded together for greater strength and safety.
- Shot filled canister provides dead blow action in head for sustained impact, maximum power and striking force.
- Canister in head and heat treated rod in handle are fully encased in hot cast custom formulated polyurethane.
- Convex faces on heads are designed for maximum dead blow non-bounce action and are cut resistant.

Outstanding Features

- One Piece Polyurethane Construction.
- No Exposed Metal on Handles or Heads.
- No Mark, No Spark, Completely Formulated to Set a New Standard for Soft Face Performance and Durability. Eliminates Mushrooming, Splitting, Absorption of Liquids, Contamination and Chip Pick-up in Faces.
- Outlasts Rawhide, Rubber, Brass, Lead, Nylon and Other Plastic Type Heads by 10-20 Times.
- Exclusive textured, nonslip, comfort contoured handle and safety flanged butt provide sure grip and reduces worker fatigue.

Take a look at the full line at:

www.machinerypartsdepot.com

Phase Converters



Our New Heavy Duty Solid State Phase Converters will change the way you think about three phase motor conversion. These static converters are 100% solid state, no relay chattering, no re-generative effects on shut off, and no contacts to burn. There are many applications where single phase motors are just not available or very expensive. Consider using a high service factor three phase motor, and a Heavy Duty Model Phase Converter system. You end up with a very efficient and reliable single phase motor. Now it is both practical and cost effective to convert your three phase motors to single phase.

**Solid State Phase Converter for Variable Speed Bridgeport
SKU PC02VS**

**Solid State Phase Converter for Step Pulley Bridgeport
SKU PC01SP**

Rebuild Kits

Our company strives to make rebuilding your machine as easy as possible. We have come up with several kits to help cover most of the problem areas. Below are all the kits we offer for the Bridgeport milling machines. We have come up with more kits for other milling machines as well.

Please call 800-285-5271 or visit www.machinerypartsdepot.com for more information regarding the kits.



RBK-20 - Upper Half Rebuild Kit for a 2HP Variable Speed Head

RBK-15 - Upper Half Rebuild Kit for a 1.5HP Variable Speed Head

These kits include: Drive Belt, Timing Belt, Bushing Repair Kits, 7 Upper Half Bearings, 2 Tubes of Grease, and Instructions

1036-20 - Bushing Repair Kit for a 2HP Variable Speed Head

1037-15 - Bushing Repair Kit for a 1.5HP Variable Speed Head

These kits include: Set of Drive Plastic Bushings, Set of Motor Plastic Bushings, Gage Pins, Drive and Motor Keys, Retaining Ring, Epoxy Glue, and Instructions





RBK-J1 - Upper Half Rebuild Kit for a 1HP Step Pulley Head

This kit includes: V-Belt, Timing Belt, 6 Upper Half Bearings, 1 Tube of Grease, and Instructions

SRK-00 - Spindle Rebuild Kit for all J and 2J Bridgeport Heads - Open Bearings

SRK-00USA - Spindle Rebuild Kit for all J and 2J Bridgeport Heads - Sealed Bearings

This kit includes: Set of High Precision Bearings, 1 Upper Bearing, Collet Alignment Key, Special Socket Set Screw, and Instructions



RBK-XYN - X&Y Axis Nut Rebuild Kit for Bridgeport Series I

This kit includes: X Axis Split Nut, Y Axis Split Nut, 2 Keys, 2 Key Pins, 2 Feed Nut Retaining Screws, and 2 Flat Head Screws



RBK-BIJUR - Bijur One Shot (Pump Style) Rebuild Kit

This kit includes: (1) D3086C-KIT Bijur One-Shot Lube Tank; (1) S109 Filter Kit (7) B2496 FJB-1 Oil Meters; (3) B2495 FJB-0 Oil Meters; (1) B4867 Flexible Hose, 20"; (1) B1061 Ferrell for Metal Tube; (1) B1371 Compression Bushing (Male)

K1099 - Complete Lube System

This is a complete Bijur One-Shot lubrication system for your Bridgeport Series I milling machine that currently has oil zerks (grease) for the lubrication system. This system comes complete with your choice of Bijur L5P-R One Shot lube pump or a TMD-5 Auto Lubrication Pump (add \$350), and all meters, tubing and connectors required to complete the system.



RBK-140 - Servo 140 Rebuild Kit

RBK-150 - Servo 150 Rebuild Kit

****Must indicate Grey or Black Servo**

This rebuild kit comes with (1) Zytel Gear - 4737; (1) Bottom Cover - 2974; (4) Motor Brushes - 01283; (4) Brush Holder - 01282; (4) Brush Caps -

00573; (1) Hex Seal Boot - 2499; (1) Circuit Breaker 3.0 - 04103; (1) Circuit Board 140 - 5087

Special Tools



SKU 14226516 - King Tony 16" Extra Long Flat Head Screwdriver

Used while working on the X&Y axis nuts

SKU KP30471 - Hook Spanner Wrench

Used while working on the Spindle



SKU KL50151 - Spanner Wrench

Used to remove the quill nose piece, upper bearing locknut and bearing sleeve locknut


SKU SG5050101 - T-Slot Cleaner



SKU 038-0035 - Hammer Wrench

Used with the drawbar to easily remove or install collets

Machine Accessories



SKU 1022-NDA - No Drill Accordion Way Cover Set

Easy to install accordion style way covers.

SKU 1022 - Protective Straight Way Cover Set

Four piece set of thick rubber that can be easily adjusted while operating. Attached with supplied T-nuts.



SKU WLDBLED - Two Headed Adjustable LED Worklight with Under Ram Mount

SKU WLDBLED-MTD - Two Headed Adjustable LED Worklight with Side Ram Mount

SKU BPLVL - Bridgeport Series I Leveling Feet

These are made for Bridgeport but can be sized for any machine. The new Bridgeport with a 49" table is a different size. Please call if you have this machine.





SKU 4088 - Machinist Calc Pro 2

This calculator includes materials and tool settings combined with DOC and WOC to solve all your speed and feed calculations for face, end, or slot milling plus turning, drilling, boring, and more.

SKU JF70MSCSET - T-Slot Cover Set, 6 Pieces, 5/8"



Save time from cleaning, speedy and convenient to enhance working efficiency. Drilled for coolant drainage



SKU LV50-8706001 - Table Guard & Tote

Stops chips from falling into T-slots. Easy way to carry your tools from workbench to machine. Specially grooved to fit right into table's T-slots.

SKU SG60-12625CKUS - 52 Piece Clamping Set, USA

SKUSG60-12625CK - 52 Piece Clamping Set, Import





SKU NE60QS1 - Quick Quill Stop

- Fast On-Off clip action
- Easy and rapid quill depth setting
- Rigid and positive clamping
- Increase productivity
- Fits all Bridgeport type mills or any 1/2-20 stop rod

We sell many different R8 collet sets with different sizes and quantities. We even can sell individual collets if need be. Please call 800-285-5271 or visit www.machinerypartsdepot.com to see all available options.



SKU JF7077331 - Drill Powered Knee Crank

Raise and lower your knee with this simple tool. Just attach it to a power drill and pull the trigger. The knee will raise and lower with ease, helping with those strained muscles.

SKU GG4513055 - Flexbar 16" x 8" Safety Shield

Complete with mounting brackets and hardware
Made from unbreakable Lexan
Permits correct setting at the correct height and angle
Shield flips up to load part and down for machining
Wing-shaped edges protect workers at adjacent machines
Easily installed in minutes

