




# Zerk to One Shot Lube Layout



This is what the 10-Way Junction will look like once attached to the saddle



The number in the circle will correspond with the number in the square on the 10-Way Junction



1	FJB-1	Saddle Side, Left
2	FJB-1	Saddle Front, Left
3	FJB-0	Saddle Front, Center
4	FJB-0	Yoke, Y-Axis
5	FJB-1	Yoke, X-Axis
6	FJB-0	Saddle Front, Right
7	FJB-1	Saddle Side, Right Front
8	FJB-1	Saddle Side, Right Rear
9	FJB-1	4-Way, Left
10	FJB-1	4-Way, Top

Visit our YouTube page for a step-by-step installation video  
<http://youtu.be/tJdTM488pY0>

# BIJUR COMPLETE ONE SHOT LUBE SYSTEM FOR BRIDGEPORT SERIES I ZERK TYPE MILL

**PART# K1099**

## **Kit Includes the Following Parts:**

1 ea:	D3174C	Bijur One-Shot Lube Pump
7 ea:	B2496	FJB-1 Oil Meter
3 ea:	B2495	FJB-0 Oil Meter
1 ea:	B3704	10-Way Junction Block
1 ea:	B4231	4-Way Junction Block
15 ft:	5N55B	Black Plastic Tubing
25 ea:	B8272	Ferrell for Plastic Tube
2 ea:	B1061	Ferrell for Metal Tube
12 ea:	B1371	Compression Bushing (Male)
12 ea:	B1095	Compression Nut (Female)
1 ea:	B4867	Flexible Hose, 20"
8 ea:	A3080	Elbow Connector
6 ea:	A2435	Single Tube Clip
2 ea:	B3539	Double Tube Clip
3 ea:	B3784	Plug
1 ea:	17216	Bracket
1 ea:	A3165	Nut
1 ea:		Screw Pack